



# **STATE OF THE COMMUNITY 2022-2023**



# MISSION AND VISION

## OUR COMMUNITY MISSION AND VISION IS TO CREATE:

- A Community that first recognizes God and Creator, through spirituality, love and compassion;
- A Community membership actively teaching and exercising the Onk Akimel O'odham and Xalychidom Piipaash language, culture and traditions;
- A Sovereign Community Government that provides quality, essential services where Departments work together through collaboration and effective communication;
- A Community with leadership that cares for employee welfare and accountability;
- A healthy Community in mind, body and spirit;
- An educated membership that is self-reliant and productive;
- A safe Community that supports strong families;
- An environmentally responsible Community that protects the land;
- A Community that provides fiscal security for sustaining government services for future generations, gained through well-planned economic growth and;
- A Community that respects one another.

## VALUES OF THE SALT RIVER PIMA-MARICOPA INDIAN COMMUNITY

- Spirituality
- Honesty
- Respect for Self & Others
- Family Foundation
- Work Ethic
- Humility
- Quality Service
- Dependability
- Stewardship of the Land & Natural Resources
- Tolerance
- Compassion
- Communication
- Empathy
- Self-Reliance
- Servanthood
- Accountability



# TABLE OF CONTENTS

MESSAGE FROM THE PRESIDENT

EXECUTIVE MEMBERS

MAP OF COUNCIL DISTRICTS & COUNCIL MEMBERS

COUNCIL & EXECUTIVE SUPPORT TEAMS

COMMUNITY MANAGER & ASSISTANT COMMUNITY MANAGERS

• **SRPMIC Enrollment & Income**

• **Cultural Resources**

• **Education Services**

- Early Childhood Education Center
- Salt River Elementary School
- Accelerated Learning Academy
- Off-Reservation Enrollment
- Higher Education
  - Academic
  - Vocational

• **Community Services/Programs**

- Children's Foundation
- Ske:g Himdag Ki: / Va'ayuu Doy Xotsh
  - Community Recreation Services
  - Diabetes Prevention
  - Health Education
  - Youth Programs & Services
- Senior Services
- Senior Housing Repair & Replacement Program
- Community Tribal Housing Program
- Salt River Financial Services Institution
- Community Development Department
- Environmental Protection & Natural Resources
- Veterans Affairs
- Social Services
  - Helping Hands
  - Child Protective Services
  - In-Home Services
  - Family Reunification/Preservation
  - Indian Child Welfare
  - Group Home/ Program to Develop Adult Living Skills
  - Foster Care Licensing

• SRPMIC LEARN & Tribal TANF

• Women, Infant & Children (WIC)

• Food Bank

• Department of Transportation

• Public Works

• Memorial & Cemetery Services

• **Public Safety**

• Fire Department

• Police Department

• Department of Corrections

• Justice Center

• Divisions of the Court

• Office of the Prosecutor

• Defense Advocate's Office

• Legal Services Office

• Sex Offender Registry

• Exclusion List

• **Health & Human Services**

• River People Health Center

• Average Age of Mortality

• Most Common Diagnoses

• Journey to Recovery

• Central Intake

• **Human Resources & Community Employment**

• Employee Demographics

• Other Human Resources

• Day Labor

• Workforce Innovation & Opportunity Act

• Vocational Rehabilitation

• Apprenticeship Training Program

• **Community Rental Facilities**

• **Enterprises**

• **Discounts**

• **Churches**

• **Tribal Directory**



# MESSAGE FROM OUR PRESIDENT

On behalf of the Community Council, it is my pleasure to present the SRPMIC Annual Report for Fiscal Year 2023.

The past few years have presented challenges unlike any we have faced before. The toll of COVID-19, coupled with other health and economic crises, has left many families within our Community dealing with profound loss and adversity. The impact of these trials has affected us deeply as individuals, as well as collectively as a Community.

And still, even in the face of adversity, we have persevered, continuing our march toward progress and prosperity. As you read the contents of this annual report, you will find a testament to our collective efforts and achievements on all levels. From the expansion of health and educational initiatives to the advancement of community housing projects, our commitment to growth and sustainability has never wavered.

One project we are very proud of is the opening of the River People Health Center, a significant milestone in our journey toward comprehensive community wellness. This state-of-the-art facility offers essential healthcare services to all Native Americans and reaffirms our commitment to ensuring the well-being of each individual.

As we reflect on the past year and look ahead to the future, let us draw inspiration from the resilience that defines us as a people. Let us celebrate our triumphs, learn from our setbacks, and recommit ourselves to the noble task of building a brighter tomorrow for all.

In closing, I extend my deepest gratitude to each and every one of you for your unwavering support and dedication. As we continue this journey forward, let us do so with optimism and unity.

Sincerely,


A handwritten signature in black ink, appearing to read "Martin Harvier". The signature is fluid and cursive, with a large initial "M" and a stylized "H".

Martin Harvier

President, Salt River Pima-Maricopa Indian Community



# EXECUTIVE



**MARTIN HARVIER**  
PRESIDENT

**BOARDS & COMMITTEES:**

- Golf Enterprise Board
- Salt River Landfill Board
- Salt River Materials Group
- 12% Committee
- Gaming Negotiating Team
- Investment Committee

**NON-SRPMIC BOARDS AND COMMITTEES:**

- Maricopa Association of Governments (MAG) Regional Council
- Inter Tribal Council of Arizona (ITCA) Tribal Health Steering Committee
- East Valley Mayors Luncheon
- Contract Support Costs Analysis Group (CSCAG) – Appointed November 2022
- Tribal Advisory Committee (PE-CGS) – Accepted May 2022
- Desert Botanical Garden – September 2022



**RICARDO LEONARD**  
VICE-PRESIDENT

**BOARDS & COMMITTEES:**

- Saddleback Communications
- Salt River Fields Board
- Audit Committee
- 12% Committee
- Gaming Negotiating Team
- Investment Committee
- Youth Advisory Committee

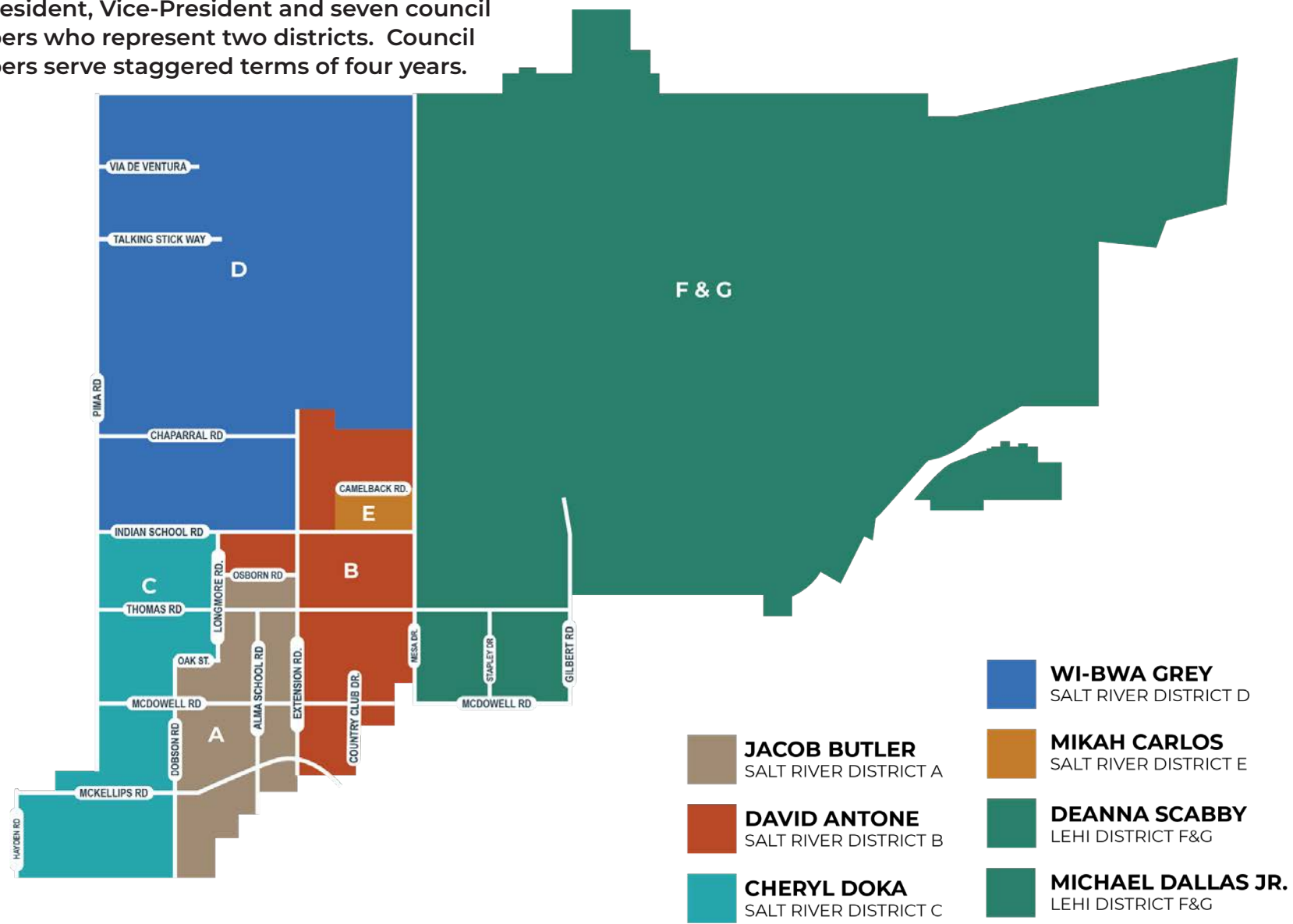
**NON-SRPMIC BOARDS AND COMMITTEES:**

- Native American Graves Protection & Repatriation Act
- Indian Health Service Facilities Appropriations Advisory Board
- National Association of Tribal Historic Preservation Officers
- Tempe Desert Conservation Commission
- Four Southern Tribes Cultural Committee
- Community Advisory Board (Native Spirit Youth)



# MAP OF COUNCIL DISTRICTS

Tribal Council is composed of nine members:  
The President, Vice-President and seven council members who represent two districts. Council members serve staggered terms of four years.





# COUNCIL MEMBERS



**JACOB BUTLER**  
DISTRICT A

Phone: 480.362.7456  
ELECTED: 2022  
CURRENT TERM EXPIRES: 2026

**BOARDS & COMMITTEES:**

- Salt River Fields
- Salt River Devco

**NON-SRPMIC BOARDS & COMMITTEES:**

- Native Seed Search
- Friends of Pueblo Grande Board of Directors
- Maricopa Association of Governments (MAG) Transportation Policy Committee



**DAVID ANTONE**  
DISTRICT B

Phone: 480.362.6908  
ELECTED: 2020  
CURRENT TERM EXPIRES: 2024

**BOARDS & COMMITTEES:**

- Golf Enterprise Board
- Salt River Autoshow Board
- Senior Home Repair & Replacement Program (SHRRP)
- Salt River Materials Group



**CHERYL DOKA**  
DISTRICT C

Phone: 480.362.6601  
ELECTED: 2022  
CURRENT TERM EXPIRES: 2026

**BOARDS & COMMITTEES:**

- Gaming Board
- Salt River Materials Group
- Salt River Financial Services Institution (SRFSI) Board
- 12% Committee
- Indian Gaming Association Board of Directors - Western Region Representative



**WI-BWA GREY**  
DISTRICT D

Phone: 480.362.2667  
ELECTED: 2020  
CURRENT TERM EXPIRES: 2024

**BOARDS & COMMITTEES:**

- Donation Committee
- Education Board
- Salt River Landfill

**NON-SRPMIC BOARDS & COMMITTEES:**

- Indian Country Gang Task Force
- State Indian Education Advisory Board
- Missing & Murdered Indigenous People's Task Force



**MIKAH CARLOS**  
DISTRICT E

Phone: 480.362.6963  
ELECTED: 2022  
CURRENT TERM EXPIRES: 2026

**BOARDS & COMMITTEES:**

- Gaming Board
- Early Childhood Education Center Policy Committee
- 12% Committee

**NON-SRPMIC BOARDS & COMMITTEES:**

- National Indian Child Welfare Act Board
- National Indian Health Board
- HHS Secretary's Tribal Advisory Committee (Alternate)



**DEANNA SCABBY**  
LEHI DISTRICT F&G

Phone: 480.362.7557  
ELECTED: 2020  
CURRENT TERM EXPIRES: 2024

**BOARDS & COMMITTEES:**

- Education Board
- Piipaash Matasheevm Committee
- Investment Committee
- Tribal Emergency Response Committee (TERC)

**NON-SRPMIC BOARDS & COMMITTEES:**

- Scottsdale Community College Advisory & Action Team
- Westwood High School's Counseling Advisory Team
- Maricopa Community Colleges Foundation



**MICHAEL DALLAS JR.**  
LEHI DISTRICT F&G

Phone: 480.362.6963  
ELECTED: 2022  
CURRENT TERM EXPIRES: 2026

**BOARDS & COMMITTEES:**

- Salt River Materials Group
- Salt River Autoshow Board
- Piipaash Matasheevm Committee

**NON-SRPMIC BOARDS & COMMITTEES:**

- Tribal Interior Budget Committee
- HHS Secretary's Tribal Advisory Committee (STAC)

## COUNCIL & EXECUTIVE SUPPORT TEAMS

**ERICA HARVIER**  
Community Council Executive Secretary

**ARDELL MOORE**  
Executive Assistant

**TAMAR RAMOS**  
Council Support Specialist

**ELYSE LEWIS**  
Council Support Specialist

**DIONE DALLAS**  
Council Support Specialist

**SRPMIC COUNCIL CHAMBERS**  
10091 E. Osborn Road  
Scottsdale, AZ 85256

**Phone: 480.362.7400**  
**Fax: 480.362.7593**



# COMMUNITY MANAGER, ASSISTANT COMMUNITY MANAGERS & ASSIGNED DEPARTMENTS



**BRYAN MEYERS**  
COMMUNITY MANAGER  
480.362.7468

ADMINISTRATION  
FINANCE  
INFORMATION TECHNOLOGY  
COURT

**DORAN DALTON**

ASSISTANT COMMUNITY MANAGER  
480.362.7766



POLICE  
COMMUNITY DEVELOPMENT  
PUBLIC WORKS  
TRANSPORTATION  
COMMUNITY REGULATORY

**LENA JACKSON-ECKERT**

ASSISTANT COMMUNITY MANAGER  
480.362.6620



SENIOR SERVICES  
HEALTH & HUMAN SERVICES  
SOCIAL SERVICES  
HUMAN RESOURCES  
FAMILY ADVOCACY CENTER

**DAWN SINOQUI**

ASSISTANT COMMUNITY MANAGER  
480.362.7264



ENGINEERING &  
CONSTRUCTION SERVICES  
CULTURAL RESOURCES  
COMMUNITY RECREATIONAL  
SERVICES  
YOUTH SERVICES  
DEFENSE ADVOCATE

**CARLA BANUELOS**

ASSISTANT COMMUNITY MANAGER  
480.362.7461

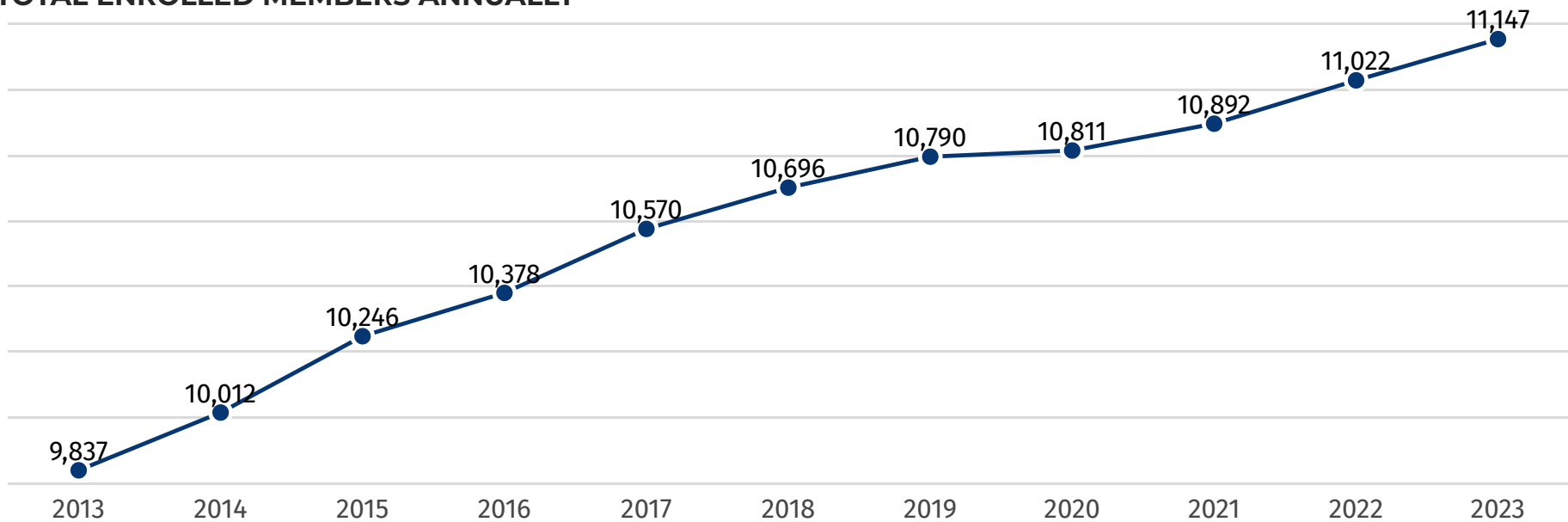


PROSECUTOR'S OFFICE  
DEPARTMENT OF  
CORRECTIONS  
FIRE DEPARTMENT  
COMMUNITY LEGAL SERVICES  
COMMUNITY RELATIONS



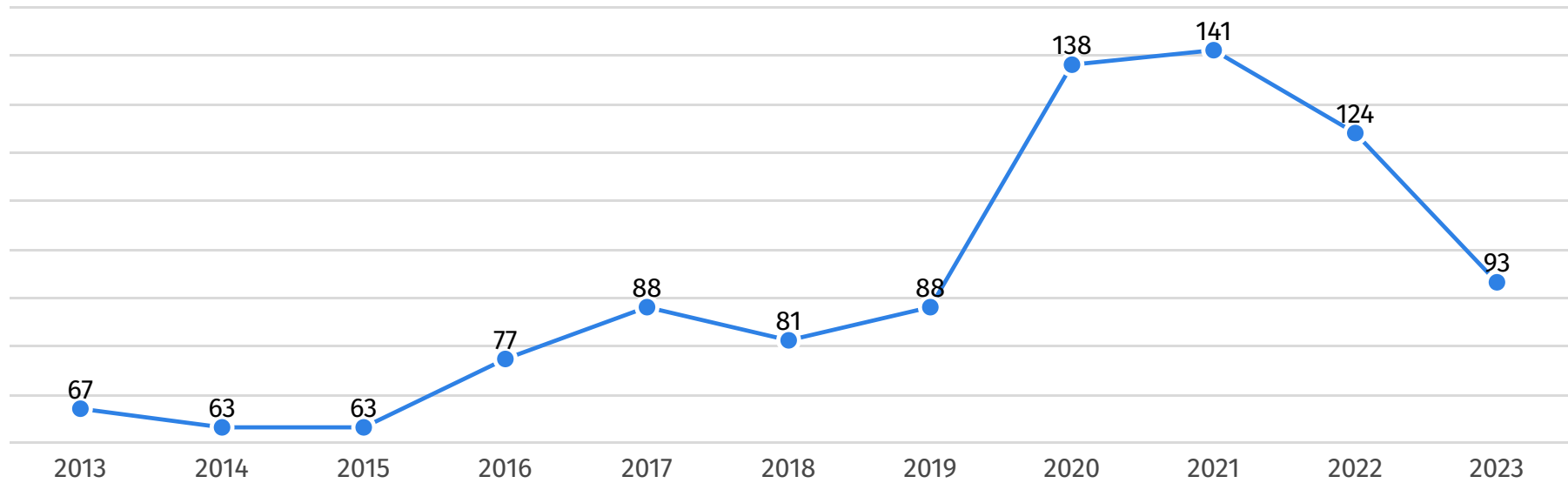
## SRPMIC ENROLLMENT

TOTAL ENROLLED MEMBERS ANNUALLY

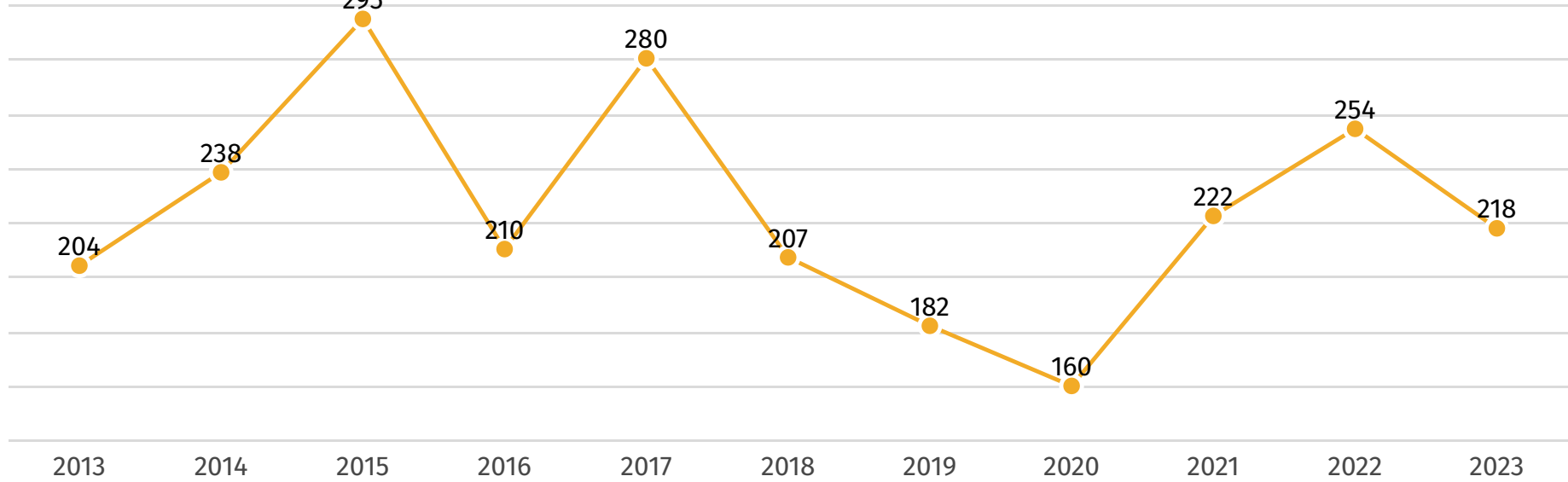




**DEATHS ANNUALLY**



**NEW ENROLLEES ANNUALLY**



# SRPMIC ENROLLMENT



AS OF JUNE 30, 2024

**11,170** TOTAL  
ENROLLMENT



**1,261** AGE 55+



**6,234** AGE 18-54



**3,675** AGE 0-17

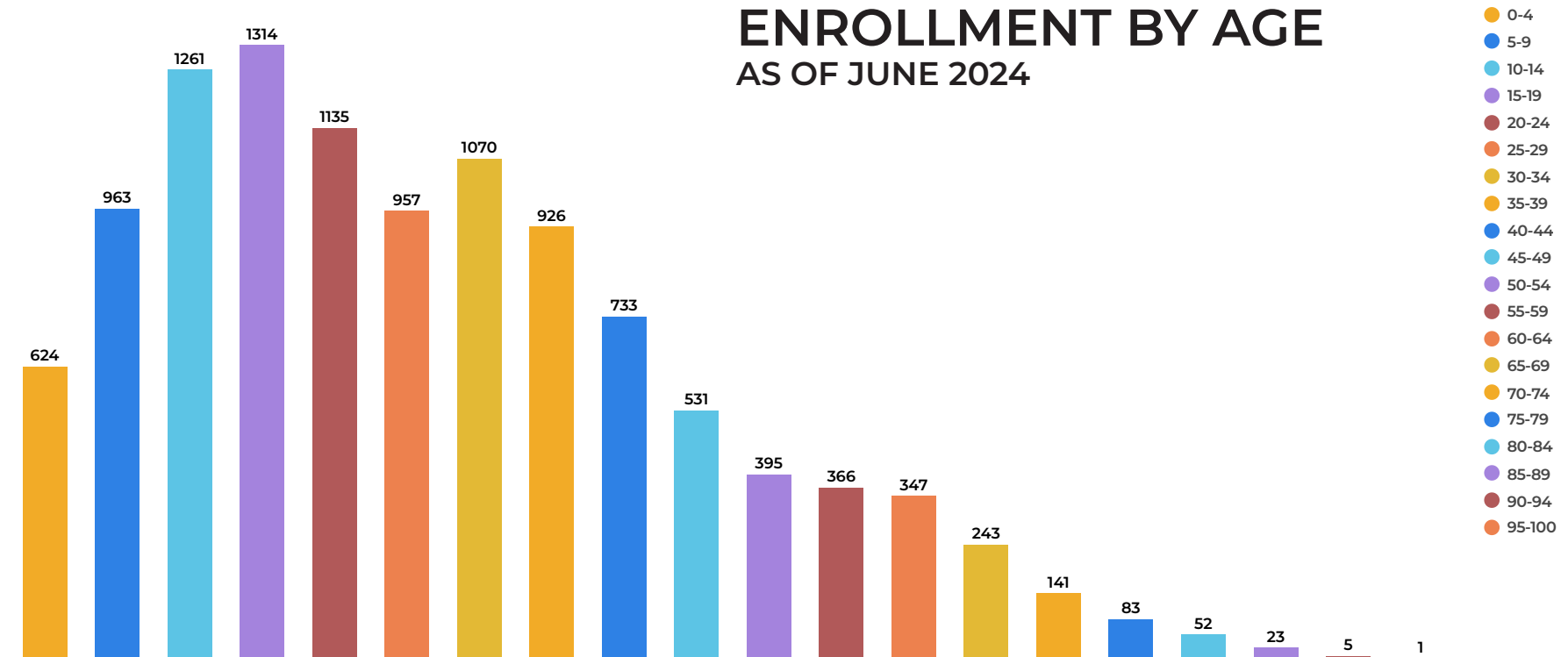


**28.8** AVERAGE AGE



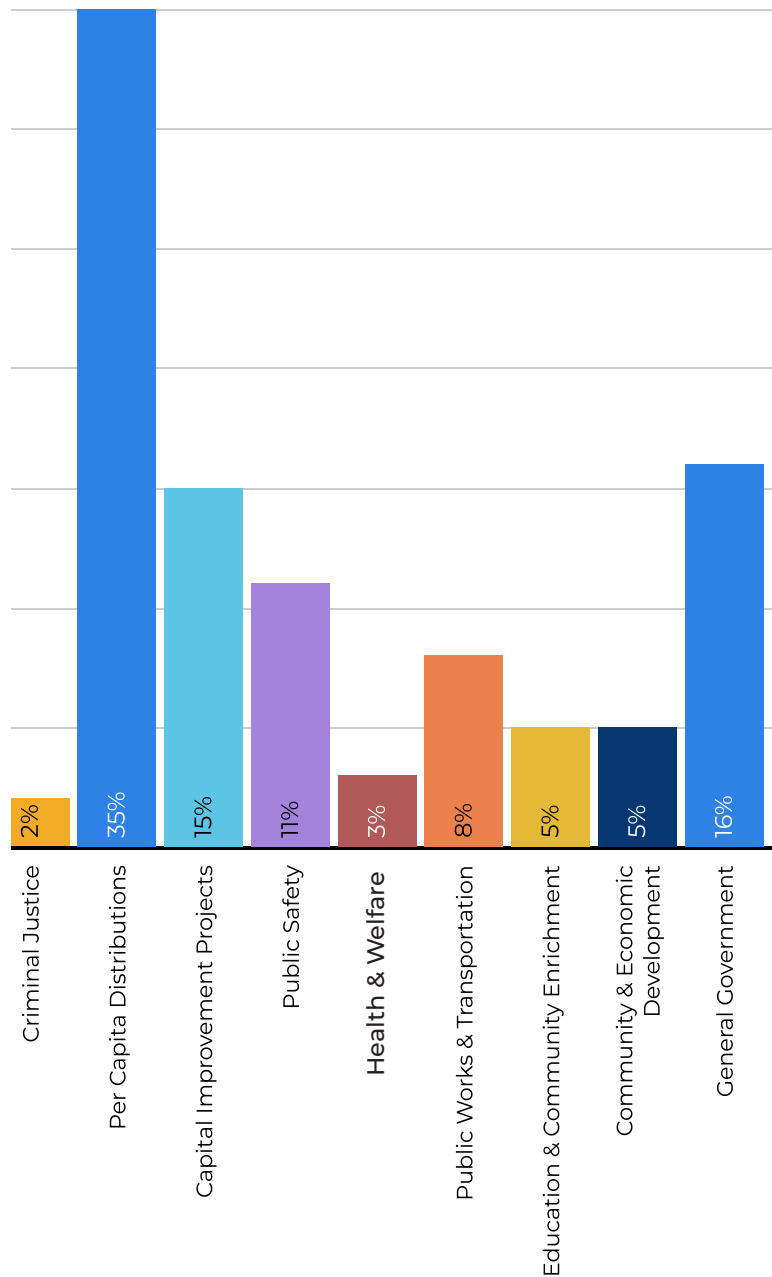
**361** CA MEMBERS AS OF 2023  
71 MINORS / 290 ADULTS

## ENROLLMENT BY AGE AS OF JUNE 2024



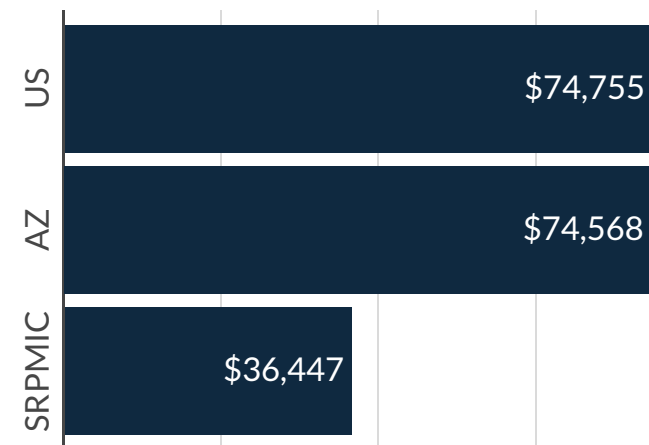


## GOVERNMENT EXPENSES IN 2023



## MEDIAN HOUSEHOLD INCOME OF SRPMIC

according to the American Community Survey 2022



# CULTURAL RESOURCES

480.362.6325 | 10227 E. Osborn Road, Building #121


The SRPMIC Cultural Resources Department was created in 2005 by combining several previously existing programs that addressed culturally related issues but were formerly organized under different tribal departments. This reorganization was just one component of the Tribal Council's greater vision for creating a structure that is more streamlined, more efficient, and more in tune with improving services to the Community. The Cultural Resources Department comprises four programs: the O'odham Piipaash Language Program, the Tribal Historic Preservation Office, the Huhugam Ki: Museum and the Salt River Garden and Repository. For more about the department and to see all their current events, please visit their website at [www.saltrivercrd.org](http://www.saltrivercrd.org) or scan the QR code below to read more about their programs.

• SR Garden/Repository  
1635 N. Longmore Road

• Huhugam Ki Museum  
10005 E. Osborn Road | 480.362.6320



MORE INFORMATION  
**SCAN  
HERE**



## O'ODHAM GREETINGS

O'odham	English
O'odham	People / Pima
Ske:g taş.	Good day.
Şa:pai cu'ig?	How are you?
Şa:mai cu'ig?	How are you (to a group)?
Nap 'am a s'ape?	Are you ok?
Nap 'am a sdoa?	Are you doing well?
heu'u / ha'o	yes
e:'e / no:	no
Mañ a s'ape.	I am good.
'A:pi hig?	And you?
S'ap eñ ta:tk em ñei.	I am happy to see you.
Şa:p 'e wua?	What are you doing?
Ba:pt o hi:?	Where are you going?
Do va 'ep em ñei/Mandova 'ep em ñei.	I will see you later.

## PIIPAASH GREETINGS

Piipaash	English
Piipaash	People / Maricopa
Kamduum?	How are you?
Kamuuduushthik?	How are you (to a group)?
Kamdothk muuvaak?	How are you?
Mxotthik?	Are you doing well?
ii	yes
kuvark	no
'Xotthik.	(I am) good / well.
Manye? / Manshe?	And you?
Xotm nyyuuk	It's good to see you.
Nyyuum 'iiwaa xotk.	I'm happy to see you.
Kawish kamwiim?	What are you doing?
Mkily myemuum?	Where are you going?
Nyyuunthxa.	I'll see you later.

## Annual Cultural Events

JUNE: SRPMIC Community Day

JUNE: Huhugam Ki: Museum Annual Mesquite Pancake Breakfast

JUNE/JULY: Huhugam Ki: Museum Annual Youth Tortilla Camp

JULY: OPLP Quarterly O'odham Piipaash Bingo

SEPTEMBER: OPLP Fall Language classes begin

OCTOBER: Huhugam Ki: Annual Museum Mesquite Milling event

OCTOBER: OPLP Quarterly O'odham Piipaash Bingo

OCTOBER: O'odham Piipaash Day

OCTOBER: Community Social - Lehi

NOVEMBER: Huhugam Ki: Museum Anniversary event

DECEMBER: Cultural Resources Dept. Artists Market

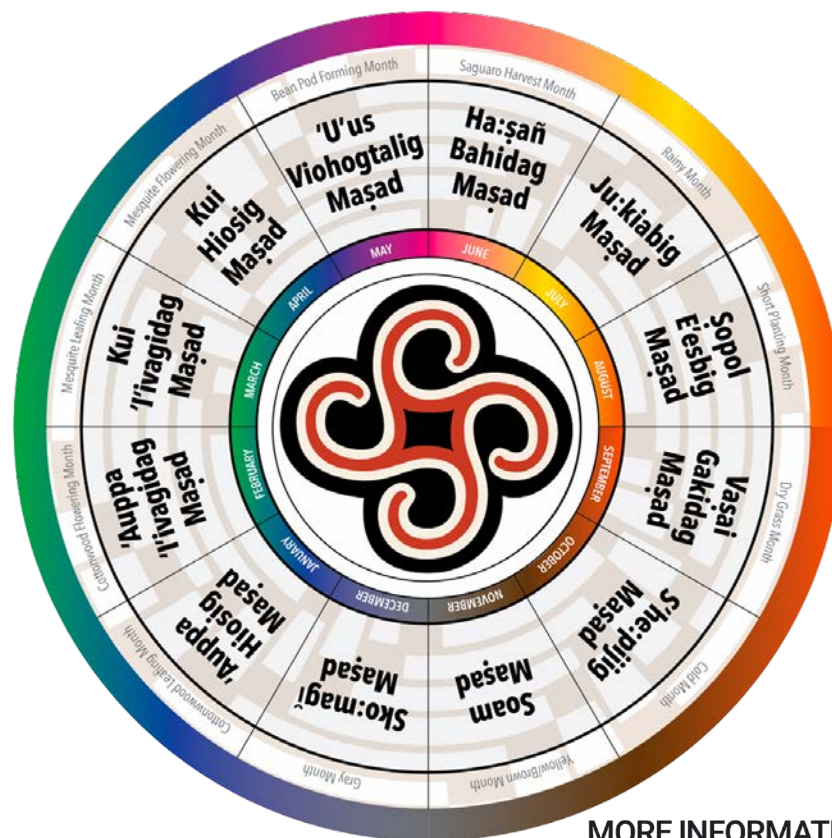
JANUARY: OPLP Quarterly O'odham Piipaash Bingo

FEBRUARY: OPLP Spring Language classes begin

MARCH: Huhugam Ki: Annual Museum Tortilla Festival

APRIL: OPLP Quarterly O'odham Piipaash Bingo

APRIL: Piipaash Matasheevm - Lehi



MORE INFORMATION

**SCAN  
HERE**







# EDUCATION SERVICES

- Early Childhood Education Center
- Salt River Elementary School
- Accelerated Learning Academy
- Off-Reservation Enrollment
  - Mesa Public Schools
  - Scottsdale Unified School District
  - Boarding Schools
- Higher Education
  - Academic
  - Vocational



MORE INFORMATION  
**SCAN  
HERE**



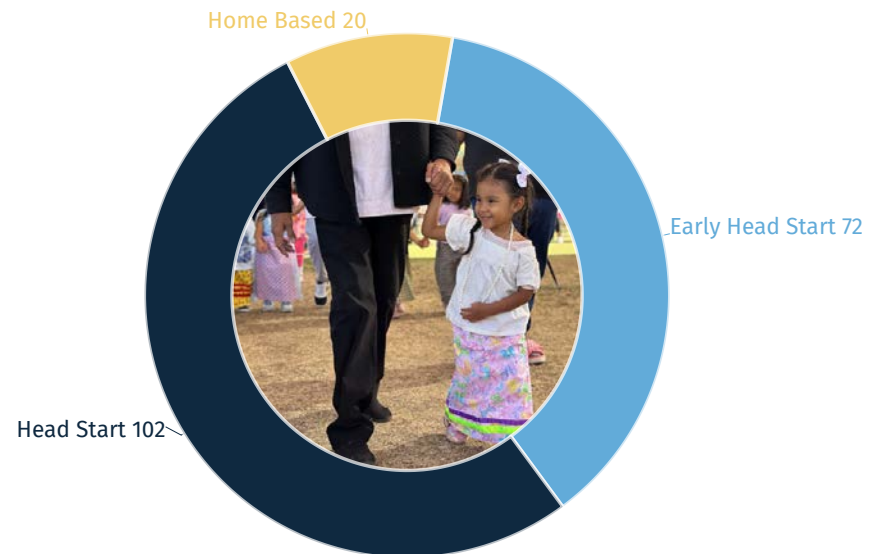
## EARLY CHILDHOOD EDUCATION CENTER

480.362.2200 | 4836 N. Center Street

The Head Start and Early Head Start programs operate during regular school hours. The ECEC also provides extended day hours to help families needing childcare before and after school.

Early Head Start and Head Start programs support children's growth from birth to age 5 through a variety of services, including early learning and development, health, and family wellbeing. We offer a home-based learning program for expectant parents and families with children under 3 years old. The ECEC's purpose is to prepare children for success as lifelong learners to strengthen families.

TOTAL STUDENT ENROLLMENT: 194



# SALT RIVER ELEMENTARY SCHOOL

480.362.2400 | 11562 E. Highland Avenue

At SRES, students develop the literacy and numeracy skills they need to succeed throughout their time in school and beyond. We provide education for students in Pre-k to 6th grade. The purpose of SRES is to develop and sustain a positive learning environment where the O'odham and Piipaash cultures are honored and academic goals and standards are met. We are committed to providing an intentional system of support where growth is achieved and celebrated.

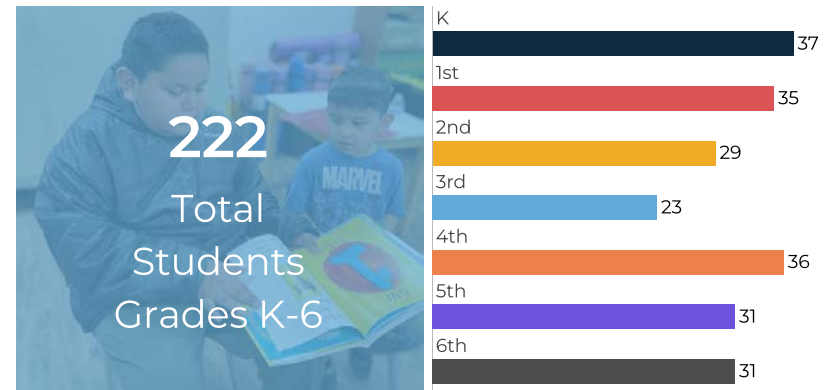
# ACCELERATED LEARNING ACADEMY

480.362.2130 | 4827 N. Country Club Drive

The ALA offers an environment where students ages 16 and older have the opportunity to earn a high school diploma. The ALA allows students to complete requirements at an accelerated pace for credit recovery while receiving career readiness support.

ALA campus also houses GED services and provides education to students in the Department of Corrections.

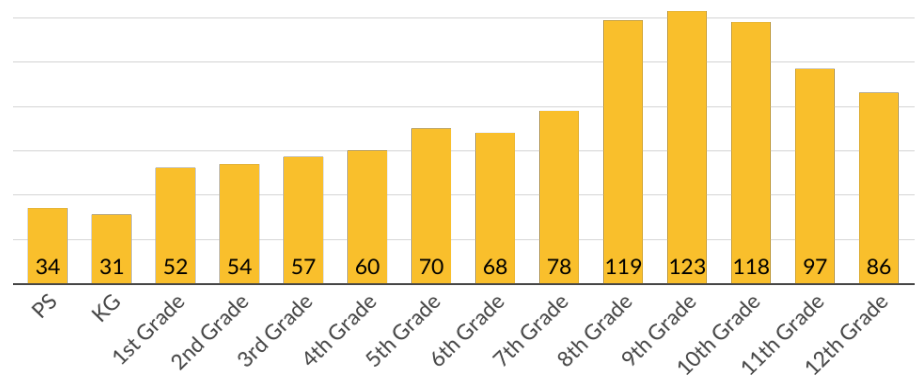
## STUDENT ENROLLMENT IN 2023





# OFF-COMMUNITY STUDENT ENROLLMENT IN 2023

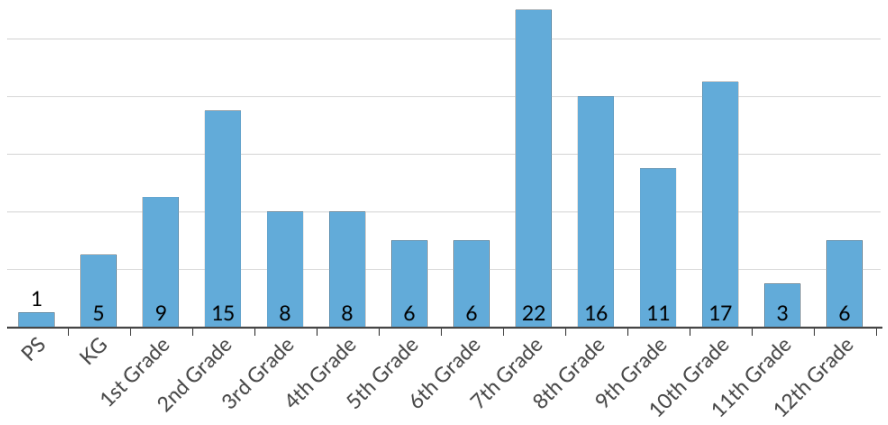
Mesa Public Schools Enrollment 2023-2024



1,047

TOTAL STUDENTS ENROLLED

Scottsdale Unified School District Enrollment 2023-2024



143

TOTAL STUDENTS ENROLLED

## BOARDING SCHOOL ENROLLMENT IN 2023

7 STUDENTS

Sherman Indian School  
Riverside, California

1 STUDENT

Chemawa Indian HS  
Salem, Oregon

2 STUDENTS

Riverside Indian School  
Anadarko, Oklahoma

NO STUDENTS

Theodore Roosevelt School  
Fort Apache, Arizona

# HIGHER EDUCATION

480.362.2540 | 4836 N. Center Street

The Salt River Higher Education Program provides financial aid, scholarship, recruitment, retention, and advising services to Community Members through community college, university or vocational studies.

Total # of Colleges/Universities  
attended by  
Higher Education Students

90 SCHOOLS  
ACROSS THE NATION

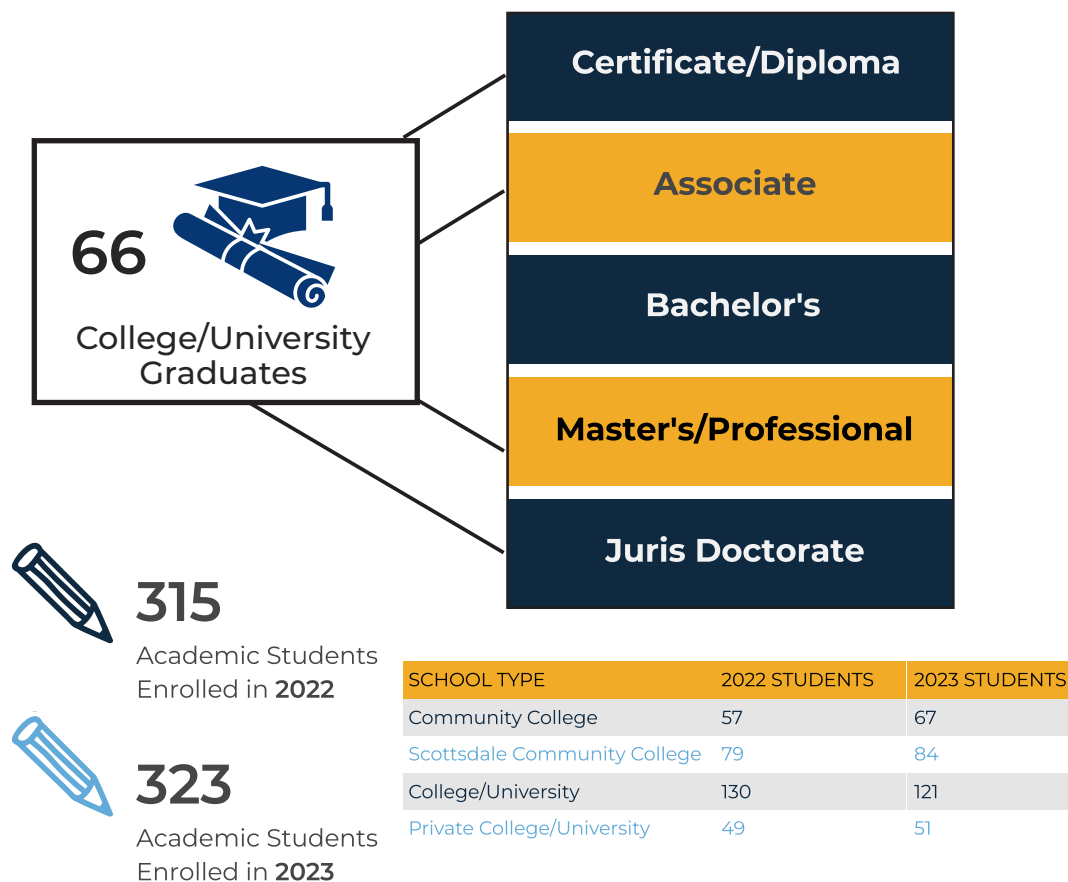


## TOP DEGREES AMONG STUDENTS



## ACADEMIC ENROLLMENT IN 2023

An academic school, often referred to as a traditional school or college, emphasizes a broad-based education that includes theoretical knowledge and critical thinking skills across a wide range of subjects. These schools offer associate, bachelor's, master's and doctorate degrees in various disciplines, preparing students for a variety of career paths or further academic study.



## VOCATIONAL ENROLLMENT IN 2023

A vocational school, also known as a trade school or technical school, focuses on providing students with the specific skills and training necessary for a particular career or trade. The programs are typically shorter in duration and highly specialized, offering hands-on training and practical experience. Fields of study may include automotive technology, culinary arts, healthcare, cosmetology and skilled trades such as plumbing or electrical work.



### Top 3 Vocational Programs





# COMMUNITY SERVICES / PROGRAMS

- Children's Foundation
- Ske:g Himdag Ki: / Va'ayuu Doy Xotsh
  - Community Recreation Services
  - Diabetes Prevention
  - Health Education
  - Youth Programs & Services
- Senior Services
- Senior Housing Repair & Replacement Program
- Community Tribal Housing Program
- Salt River Financial Services Institution
- Community Development Department
- Environmental Protection & Natural Resources
- Veterans Affairs
- Social Services
  - Helping Hands
  - Child Protective Services
  - In-Home Services
  - Family Reunification/Preservation
  - Indian Child Welfare
  - Group Home/ Program to Develop Adult Living Skills
- Foster Care Licensing
- SRPMIC LEARN Tribal TANF
- Women, Infant & Children (WIC)
- Food Bank
- Department of Transportation
- Public Works
- Memorial & Cemetery Services

# CHILDREN'S FOUNDATION

480.362.7906

The Salt River Children's Foundation is a non-profit, charitable division of the Community. The Foundation is devoted to assisting children of the Community with reaching their fullest potential and finding personal success in life. The Foundation provides monetary support to children of the Community to assist with opportunities and experiences that enhance their education, health and general welfare.



## TOP FUNDING REQUESTS FY22



# SKE:G HIMDAG KI: | VA 'AYUU DOY XOTSH WAY OF **LIFE FACILITY** (WOLF)



480.362.6800 | 11725 E. Indian School Road

Mon.-Fri., 6 a.m.-8 p.m.; Sat., 10 a.m.-6 p.m.

## COMMUNITY RECREATIONAL SERVICES

Community Recreational Services provides social, athletic, library, and recreational activities for Community Members and their families at the WOLF.


## WOLF VISITORS BY AREA JANUARY 1, 2023-DECEMBER 31, 2023

12,111	Fitness Center	3,471	Pool
3,023	Gym	1,825	Skate Park
2,793	Library	798	Snack Shack
564	Seniors	504	Recreation Program
420	Vendor/Employee/Visitor	4,795	Youth Services Program
32	Community Member Guest	10,140	Boys & Girls Club

**40,476**



**TOTAL  
VISITORS**



STATE OF THE COMMUNITY REPORT 2022-2023

## DIABETES PREVENTION

480.362.7320 | Email: DiabetesPreventionServices@srpmic-nsn.gov

We believe that knowledge can inspire our community to be active and healthy. Our services focus on offering health education and physical activity resources to live a healthy lifestyle.

### SERVICES PROVIDED:

- Personal Training at WOLF
- Group Exercise Classes
- Youth Exercise Referral
- Adult Personal Training Referral
- Home Exercise Referrals
- Community Fitness Events

## HEALTH EDUCATION PROGRAMS

These are statistics from health education programs such as Pathway to Wellness, Kitchen Creations, Diabetes Among Friends, and Youth Wellness Warriors.

NUMBER OF PROGRAM **CLASSES** **37**



NUMBER OF PROGRAM **CONTACTS** **415**



## WOLF FITNESS CENTER ATTENDANCE IN 2023

	ATTENDANCE	CONTACTS
JAN	1,088	278
FEB	1,082	289
MAR	1,102	296
APR	1,160	314
MAY	1,132	356
JUN	1,211	379
JUL	1,372	406
AUG	1,632	463
SEP	1,135	357
OCT	1,196	369
NOV	861	290
DEC	880	312



YOUTH SERVICES

480.362.6390

Youth Services provides after-school services, Early Enrichment and the Young River People's Council for SRPMIC youth ages 4 to 18 years old at the WOLF.

YOUTH PROGRAM  
2023 ENROLLMENT



- Lehi Boys & Girls Club 257 (Includes 46 Teens)
- Red Mountain Boys & Girls Club 392 (Includes 71 Teens)

31

Young River  
People's Council  
MEMBERS AGES 13-21



YOUTH SERVICES MENTORSHIP  
2023 ENROLLMENT

	Early Enrichment Program	23
	Jr. Quail Mentorship	16
	Quail Mentorship	15
	Roadrunner Mentorship	22
	Jackrabbit Mentorship	13
	Hummingbird Mentorship	20
	Hawk Mentorship	17
	Jr. Teen Wolf	15
	Teen Wolf	56
TOTAL		197







# SENIOR SERVICES DEPARTMENT

480.362.6350 | 10510 E. Osborn Road

The department provides a variety of enriching and engaging programs to ensure the health, safety and independence of our Community members 55+ with physical & adaptive needs.



## SENIOR SERVICES FY23

14,163

Congregate & Home  
Delivered Meals Served

5,843

Social & Recreation  
Activity Participants

1,549

Senior Services Transports

1,460

Case Management

74

Home Care Assistance

STATE OF THE COMMUNITY REPORT 2022-2023

# SENIOR HOUSING REPAIR AND REPLACEMENT PROGRAM (SHRRP)

Helpline: 480.362.7800

After hours, contact SRPD Dispatch at 480-850-9230

The Senior Home Repair and Replacement program helps seniors 55+ and those with adaptive needs with major and minor repairs around the home. If you think you or someone you know may qualify, call the SHRRP helpline.

## TOP SERVICE ORDERS AS OF 2023 FOR SHRRP CLIENTS

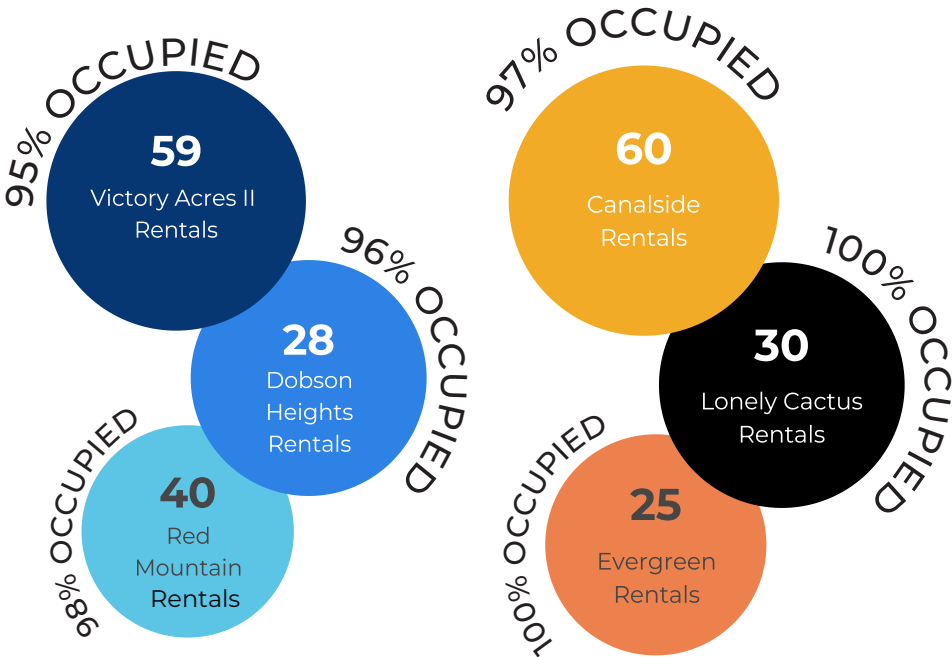




# COMMUNITY TRIBAL HOUSING PROGRAM

480.362.5720 | 10079 E. Osborn Road, Two Waters Building B, 3rd floor at the Community Development Department office. For more information, call 480.362.7600

Tribal Housing’s goal is to promote the development of affordable, well-constructed, modern, reasonably energy-efficient and culturally relevant homes and related services within the boundaries of the SRPMIC. To be considered, the application process could include meeting annual income guidelines, household size and consenting to a background check.



# SALT RIVER FINANCIAL SERVICES INSTITUTION

480.362.6690 | srfsi.com

Salt River Financial Services Institution assists Community Members in reaching financial goals by providing financial education, development services, and assistance with consumer, business and mortgage loans. Our goal is to promote self-sufficiency and financial literacy that enhances members’ quality of life.

	NEW CONSTRUCTION	REFINANCE
MORTGAGE LOANS	63 Total Loans	36 Total Loans
	\$13,073,805 Total Dollars	\$6,331,777 Total Dollars
	\$207,521 Average Loan	\$175,883 Average Loan
	CREDIT BUILDER LOAN	UNSECURED CONSUMER LOAN
CONSUMER LOANS	18 Total Loans	7 Total Loans
	\$136,221 Total Dollars	\$64,054 Total Dollars
	\$7,568 Average Loan	\$9,151 Average Loan

# UPCOMING COMMUNITY TRIBAL HOUSING



## PALS

### (Program to Develop Adult Living Skills)

- NEC at Alma School/Osborn Roads
- Transitional young adult housing
- 14 units
- 2-bedroom/2-bathroom units



## Mesquite Trails Rentals

- Mesquite Trails
- 18 total units
- 2-bedroom/2-bathroom units
- Community market-rate rentals



## Lonely Cactus Expansion

- 6 total units
- 2-bedroom/2-bathroom units
- Community market-rate rentals
- ADA/senior rentals





# COMMUNITY DEVELOPMENT DEPARTMENT

480.362.7600 | 10,005 E. Osborn Road, Two Waters, Building B

The Community Development Department performs an array of services for Community members, including building, maintaining and expanding business relationships; securing and managing membership; realty and probate services; managing the Community's zoning ordinances, design standards and General Plan; and preserving the Community's natural environment.



## DIVISIONS OF THE CDD

- Administration
- Economic Development
- Membership & Real Property Management
- Environmental Protection & Natural Resources
- Planning Services Division
- Special Projects
- Land Title and Records Office
- Tourism
- Residential Resources and Services

## IN 2023

**\$27M Plus**

Lease payments processed

**1,187**

Compliance activities

**218**

Newly enrolled Members

**1,000 Plus**

Housed in Rental Housing

**831**

Land Title Records Office  
services provided

**2,400**

Assisted Walk-ins

# ENVIRONMENTAL PROTECTION & NATURAL RESOURCES

480.362.7500

The Environmental Protection and Natural Resources (EPNR) Division of the Community Development Department (CDD) was established to enhance the quality of life within the Community by protecting and preserving it's land, ecosystems, wildlife, history and natural resources. EPNR administers environmental regulatory programs, addresses environmental issues and monitors growth and development to reduce the impact to the Community's natural resources. In addition, EPNR conducts environmental outreach and education to increase awareness about environmental issues that impact the Community.



## IN 2023

2140

CULTURAL SENSITIVITY TRAINING  
FOR OUTSIDE CONTRACTORS

665

COMMUNITY VOLUNTEERS FOR PROJECTS  
SUCH AS EARTH DAY, WETLANDS, FALL  
OVERHAUL, ETC.

322

ARCHAEOLOGICAL SURVEYS COMPLETED BY  
COMMUNITY DEVELOPMENT DEPARTMENT /  
EPNAR STAFF

125

AIR QUALITY ADVISORIES / ASSESSMENTS

93

RIVER ASSESSMENTS / SAMPLING

91

SENIOR SHARP CONTAINER DISPOSAL

14

EAGLE ASSESSMENTS



# VETERAN SERVICES

480.362.7884 | 10005 E. Osborn Road, Two Waters, Building A, Suite 300

The mission of the Veteran's Representative Office is to respect, honor, and remember the past and present military personnel of the SRPMIC and to bring about awareness of veterans' issues while promoting the overall mind, body and spiritual wellness of these warriors and their families. Veteran Services assists veterans and their families in the following areas:

- VA Healthcare benefits
- Service-connected disabilities
- Pensions
- Education and training
- Home loan guarantee
- Life insurance
- Burial and memorial benefits
- Reserve and National Guard
- Transition assistance
- Dependent and Survivor healthcare and benefits
- Appeals of VA claims decisions
- Military medals and records



52

**Veterans and families of veterans** utilized SRPMIC Veteran Services to access military records, request headstones and request referrals to other veterans' agencies and services.



# SOCIAL SERVICES

480.362.5645 | 10215 E. Osborn Road

Social Services provides a range of community-based services which enable families and individuals to achieve social and economic progress. Social Services is composed of the following divisions:

## HELPING HANDS

480.362.5625 | 10213 E. Osborn Road, Building #11  
(NEW LOCATION)

Helping Hands Thrift Store serves the Community and other visitors by offering quality goods at affordable prices. Donations are accepted year round (they cannot accept large furniture items).

2023-2024 SERVED **3,718** CUSTOMERS

- 323 REFERRALS
- DONATED 242 Bags of clothing to homeless families

## IN-HOME SERVICES

480.362.5645


Provides intensive case management services in the home. Refers families to Behavioral Health Services, Circles of Support, Family Preservation, and/or parenting services. The overall goal is to keep families together and prevent removals from the home.

## CHILD PROTECTIVE SERVICES

480.362.2600

Child Protective Services investigates cases of abuse and neglect that are harming the Community’s children. The office works with families and children to resolve safety and risk concerns and support children in the foster care system to establish permanency and eventually return them to their families.

	2022	2023	2024
CPS Removals	25	20	14
Court Dependency Cases	125	118	102



## FAMILY REUNIFICATION/PRESERVATION

480.362.5645 | 10215 E. Osborn Road

This program provides in-home services such as parenting, discipline, nutrition, life skills and submit referrals for counseling services to help support families.

## INDIAN CHILD WELFARE

480.362.5645 | 10215 E. Osborn Road

Provides advocacy and services to protect the best interests of Community children involved in state courts.

## GROUP HOMES / PROGRAM TO DEVELOP ADULT LIVING SKILLS

480.362.5645 | 10215 E. Osborn Road

Group homes are located throughout the Community for children in need of out-of-home placement. The PALS program offers transitional housing, supportive services, and life skills for young adults exiting the foster care system.



## FOSTER CARE LICENSING

480.362.5645 | 10215 E. Osborn Road

This division works with families that are interested in fostering Community children who are in care. They provide training and support to kinship and licensed foster families.

7

Licensed SRPMIC  
Foster Homes

17

Kinship Homes



## LIFE ENHANCEMENT RESOURCE NETWORK (LEARN) TRIBAL TANF

480.362.5680 | 10215 E. Osborn Road

Their purpose is to assist families on their journey to self-sufficiency through obtaining an education, work experience and job placement.



**IN 2023**  
**1,242** Cash Assistance  
Recipients



**117** Work Participants

---

## WOMEN, INFANTS & CHILDREN (WIC)

480.362.7300 | 10901 E. McDowell Road (Located at RPHC)

WIC is a nutrition program that helps families feed their children healthy foods. WIC provides nutrition information, food benefits, and help with community resources like healthcare and family care. The program is available to families, pregnant women, new mothers, and children under the age of 5.



**831** WIC Participants

---

## FOOD BANK

480.362.7277 | 1952 N. Longmore Road

Mon.-Fri., 8 a.m.-5 p.m., except Tues., 10 a.m.-3 p.m.

The food distribution program provides emergency food boxes and child and infant boxes to Community members and their families.



**13,884** Food Bank Visitors

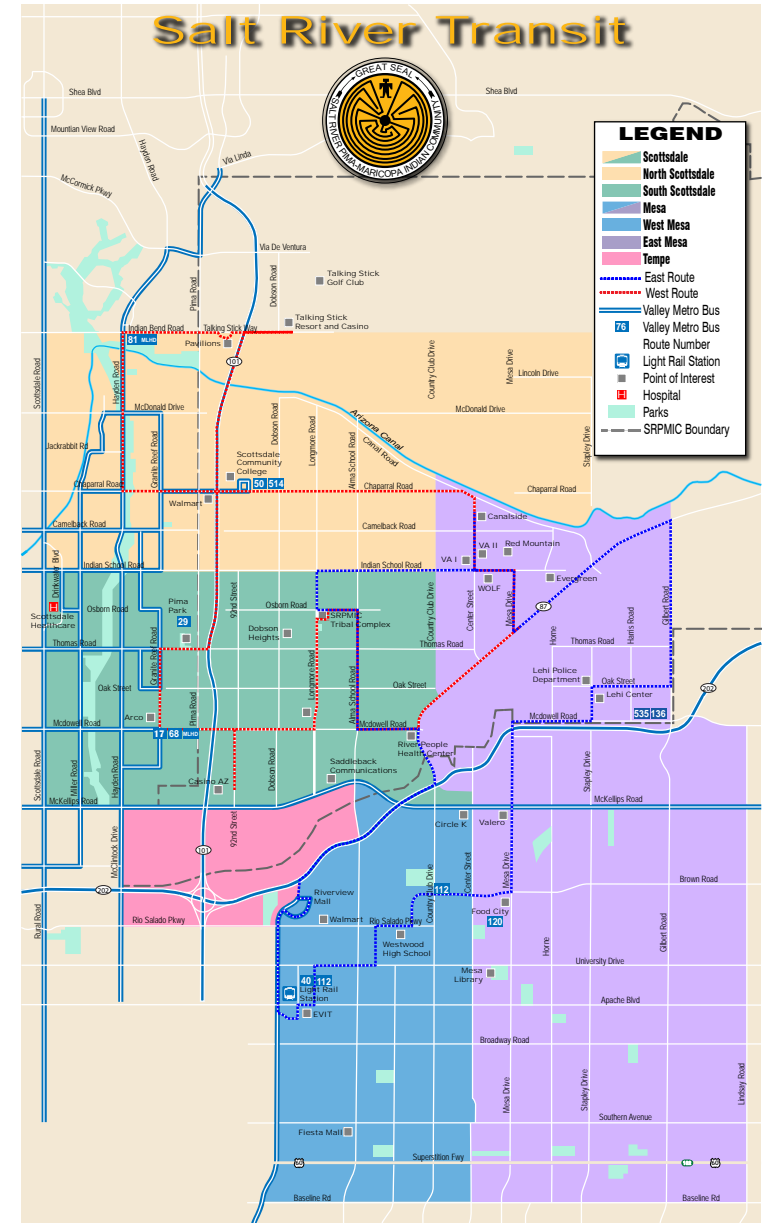
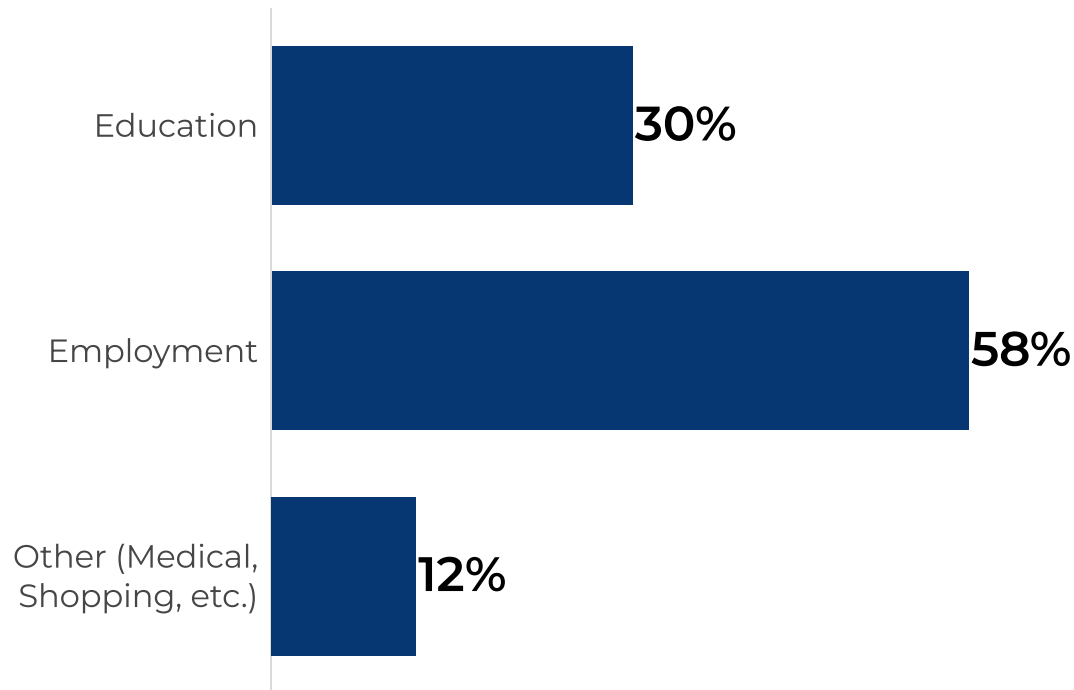


# DEPARTMENT OF **TRANSPORTATION**

480.362.7310 | Mon.-Fri., 7 a.m.-5 p.m.

Salt River Transit provides transportation services within the SRPMIC and the surrounding cities. Services provided include demand response or door-to-door rideshare transportation, fixed-route bus service and medical shuttle service to the River People Health Center and the Phoenix Indian Medical Center.

## MOST COMMON TRANSPORTS FY23 14,918 TOTAL TRIPS



# PUBLIC WORKS

Main 480.362.5600 | 10128 E. Earll Drive

After hours, contact Non-Emergency Line at 480.850.9230

The SRPMIC Public Works Department is responsible for the operation and maintenance of all government infrastructure including government buildings, roads, solid waste collection, domestic water, sanitary sewer, and cemeteries. More than 300 Public Works professionals and skilled workers provide services to Community Members, employees, visitors and commercial enterprises.



## ADMINISTRATION

CONTRACTS

BUDGET &  
ACCOUNTING

ASSET MANAGEMENT

OFFICE  
MANAGEMENT



## FACILITIES

TRADES

TENANT  
IMPROVEMENT

TRIBAL CAMPUS

EDUCATION CAMPUS

OTHER FACILITIES



## COMMUNITY SERVICES

SOLID WASTE

CUSTOMER SERVICES

MEMORIAL HALL

PARKS, EVENTS,  
GROUNDS & SPECIAL  
SERVICES



## UTILITIES & ROADS

WASTEWATER

WATER

IRRIGATION

ROADS

# MEMORIAL & CEMETERY SERVICES

480.278.7050

The Salt River Memorial Services and Cemetery staff offer assistance to help prepare for services and burials of loved ones. Burial assistance is offered to all enrolled members living on or off the SRPMIC.

## SALT RIVER MEMORIAL HALL

9849 E. Earll Drive, Scottsdale

## XALYCHIDOM PIIPAASH NYVAASH (XPN)

3660 N. Horne Road, Mesa

### SERVICES AT MEMORIAL HALL AND XPN INCLUDE:

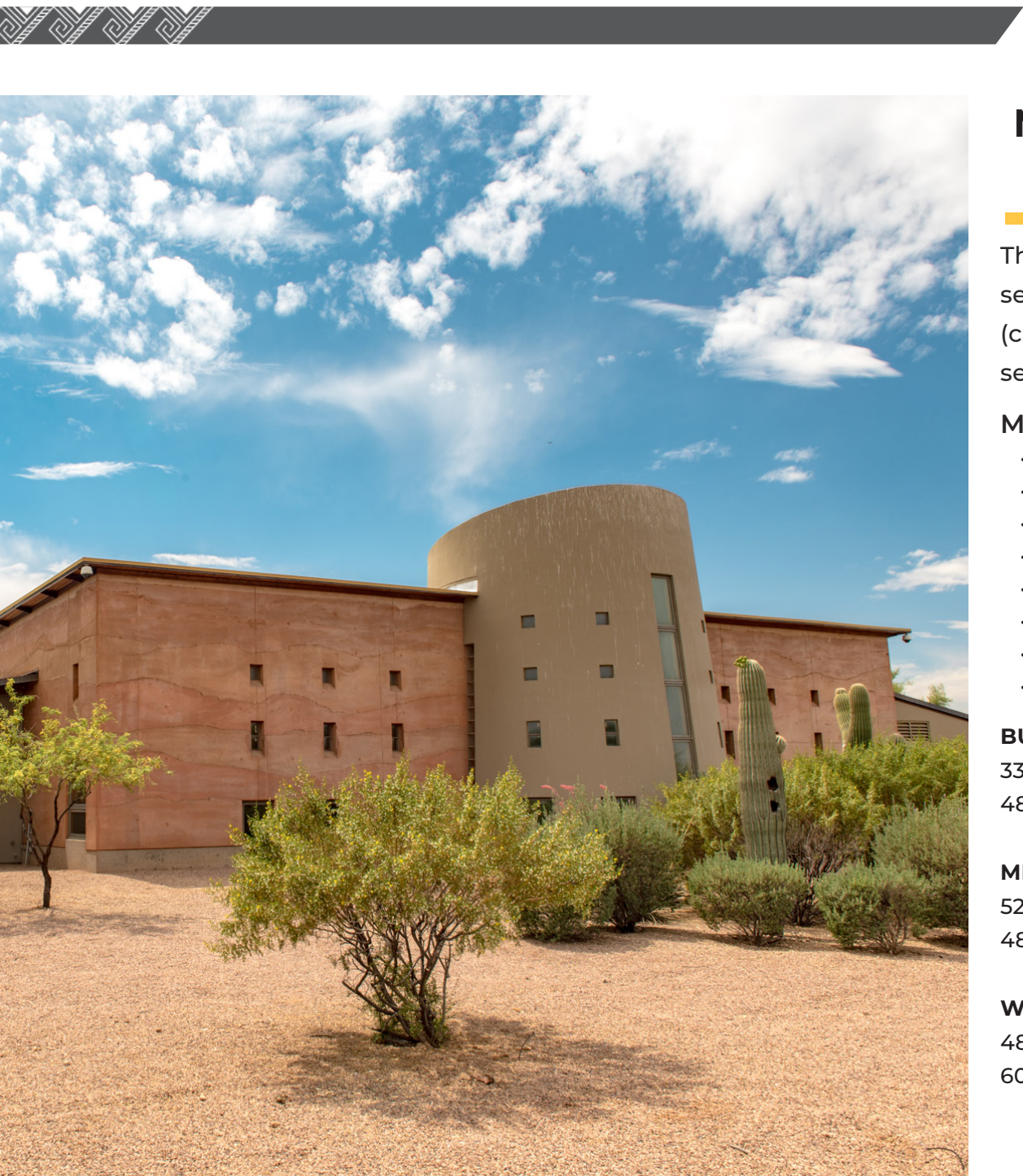
- One staff member onsite during services
- One to three day workers onsite during service
- Powerpoint slideshow with music
- Memorial trifold with pictures
- Service announcements on Community website and hard copies
- Paper products for food and drinks
- One memory stick with digital copies of service announcement, the trifold and the scanned photos that were used for the slideshow
- Optional services such as a wake, overnight, funeral and meal after the burial
- A sound system and projectors in dining hall and sanctuaries in both buildings
- Full kitchen with ice machine, stove, microwave, refrigerator and sink.

### BURIALS IN 2023

14	ST. FRANCIS CEMETERY
39	SALT RIVER CEMETERY
27	LEHI CEMETERY







## MORTUARIES CONTRACTED WITH SRPMIC

---

The cost for a casket, burial and/or cremation, and services are paid for by the Community up to \$3,337 (casket burial) or \$3,480 (cremation); payments are sent directly to the mortuary.

### MORTUARY SERVICES INCLUDE:

- Removal and transport to funeral home
- Transport to wake/funeral service
- Embalming
- Casket or cremation preparation
- Casket or urn
- Mortuary staff
- Memorial book
- Memorial cards

### **BUNKER FAMILY FUNERAL HOMES, INC.**

33 N. Centennial Way, Mesa, AZ 85201  
480.964.8686

### **MELDRUM MORTUARY & CHAPEL, INC.**

52 N. MacDonald Drive, Mesa, AZ 85201  
480.834.9255

### **WHITNEY & MURPHY FUNERAL HOME**


4800 E. Indian School Road, Phoenix, AZ 85018  
602.840.5600



# PUBLIC SAFETY

- Fire Department
- Police Department
- Department of Corrections
- Justice Center
  - Divisions of the Court
  - Office of the Prosecutor
  - Defense Advocate's Office
  - Legal Services Office
- Sex Offender Registry
- Exclusion List









# SALT RIVER FIRE DEPARTMENT

SRFD Main 480.362.7290

The Salt River Fire Department is a full-service public safety organization that delivers service to approximately 92 square miles of the SRPMIC. Services include fire prevention education, emergency medical response, fire suppression, rescue, code enforcement and community partnerships.



**TSOSIE WOOD**  
FIRE CHIEF



Fire Station 292, 3230 N. Stapley Drive



Fire Station 293, 9840 E. Indian Bend Road



Fire Station 291, 10157 E. Osborn Road



Fire Station 294, 11561 E. Indian School Road





114 Employees

21% Community Members

22% Native American

57% Other

## TYPE OF CALLS





**WALTER HOLLOWAY**  
CHIEF OF POLICE

## SALT RIVER POLICE DEPARTMENT

Police Administration 480.850.8200 | 8860 E. Chaparral, Road Suite 100

Police, Fire, Emergency Medical Non-Emergency Line: 480.850.9230

911 in case of emergency

The SRPD investigates all tribal, state and federal crimes that occur within the SRPMIC boundaries. All police officers are tribally sworn, state sworn (AZPOST certified) and federally sworn through the Bureau of Indian Affairs. The variety of calls for service includes criminal, traffic, civil, animal and public assistance calls.



**216 EMPLOYEES**



**159 SWORN OFFICERS**  
**57 NON-SWORN STAFF**

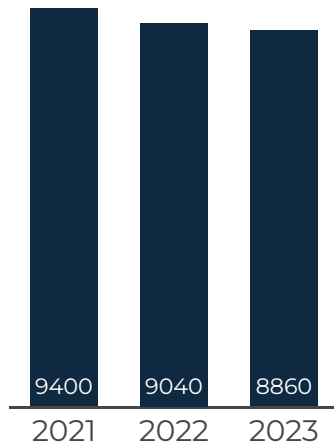
### HIGHLIGHTS:

- Arizona Law Enforcement Accreditation Program (ALEAP)
- Police Department ALEAP Re-Accreditation
- New Police Department Administration Location
- E-Ticketing Implementation
- Body Worn Camera / In-Car Camera Upgrade and Implementation
- Mindbase Wellness Application
- New Mass Emergency Notification System
- ATF Bomb Dog
- Internship Program

# POLICE RESPONSE **CALLS FOR SERVICE**



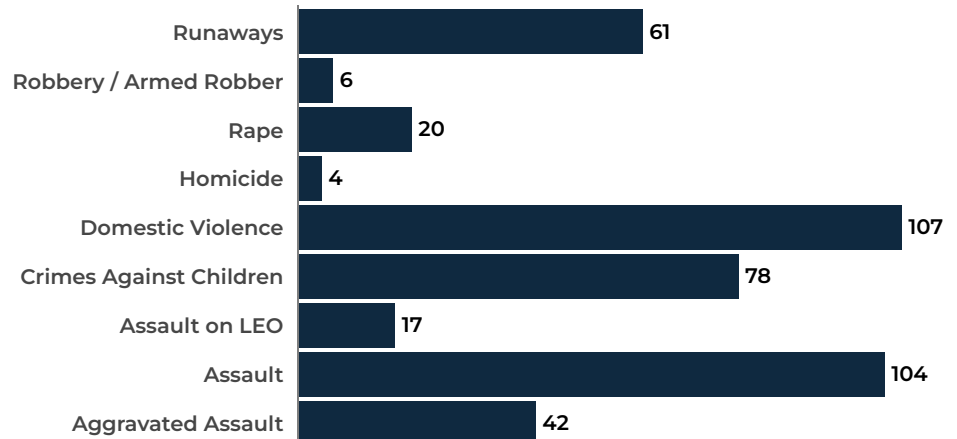
## EMERGENCY CALLS



## NON-EMERGENCY CALLS



## Persons Crimes



\* LEO = law enforcement officer

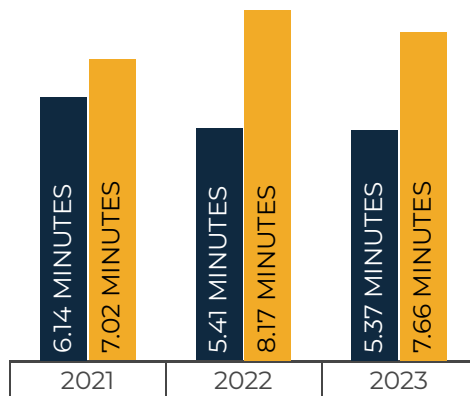
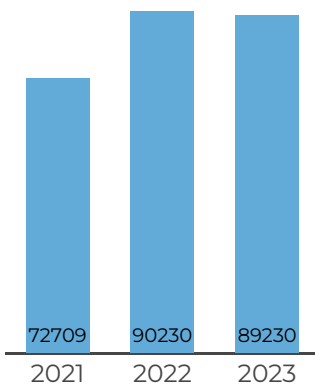


## AVERAGE RESPONSE TIME

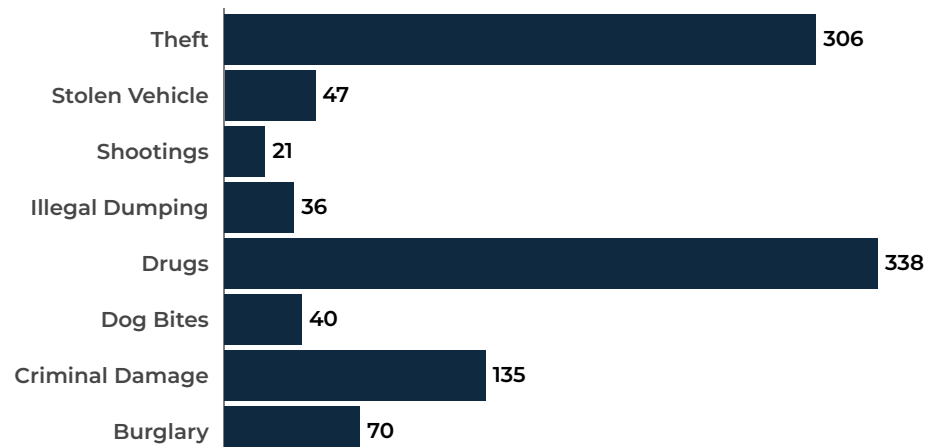
● EMERGENCY  
● NON-EMERGENCY



## CALLS FOR SERVICE



## Property and Other Crimes





## ARRESTED PERSONS IN 2023

**114** Native Juveniles

**1,013** Native Adults

**1,488** Non-Natives

## TRAFFIC INCIDENTS IN 2023



Injury  
Accidents

**76**



Non-Injury  
Accidents

**367**



Citations /  
Written Warnings

**11,750**



Fatality  
Accidents

**8**



Private Property  
Accidents

**180**



DUI  
Arrests

**309**

## CALLS & ALARMS RECEIVED AT DISPATCH

2021	2022	2023
<b>65,113</b> NON-EMERGENCY TELEPHONE CALLS	<b>64,699</b> NON-EMERGENCY TELEPHONE CALLS	<b>62,058</b> NON-EMERGENCY TELEPHONE CALLS
<b>19,330</b> EMERGENCY TELEPHONE CALLS	<b>19,297</b> EMERGENCY TELEPHONE CALLS	<b>19,335</b> EMERGENCY TELEPHONE CALLS
<b>658</b> ALARM SIGNALS	<b>660</b> ALARM SIGNALS	<b>785</b> ALARM SIGNALS



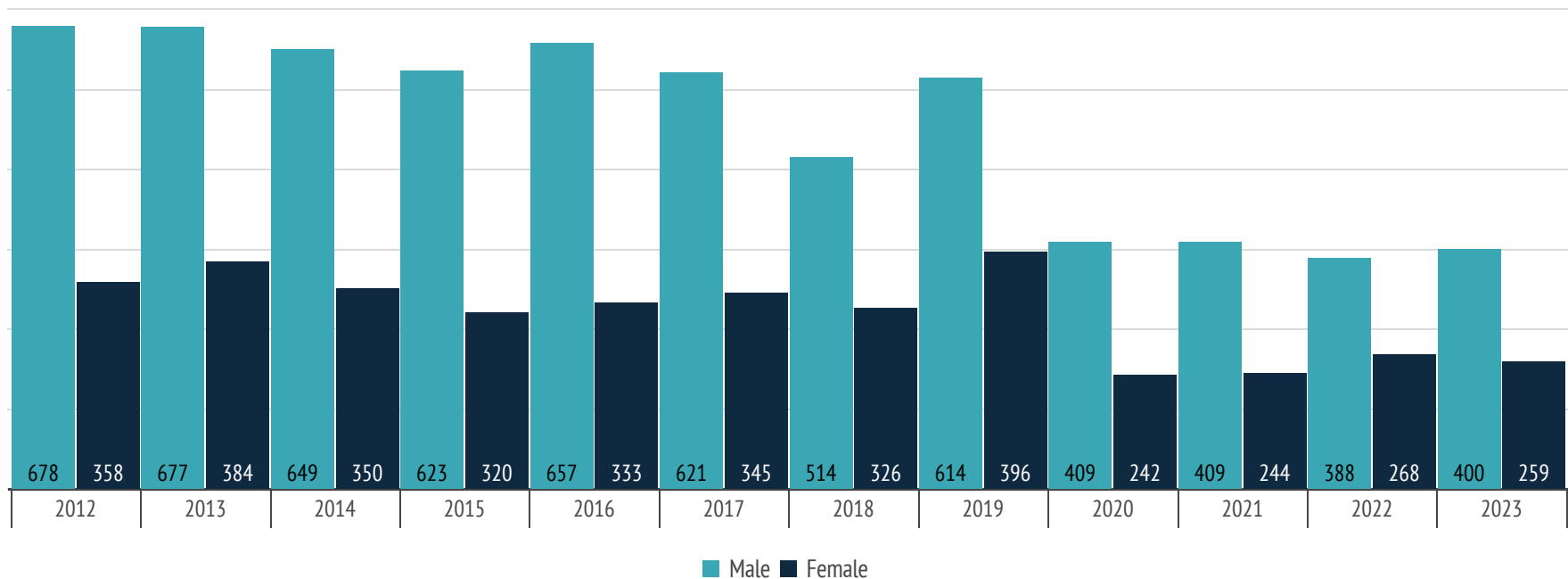
# DEPARTMENT OF CORRECTIONS

Normal business hours 480.362.7200 | 3213 N. Longmore Road

After business hours 480.362.7213

Department of Corrections holds pretrial and sentenced detainees for the Community Court while observing Tribal Code and other relevant laws of sound adult and juvenile corrections practices. Various rehabilitations services are provided to inmates. Individuals can participate in counseling, GED, religious events, cultural programs, sweat lodge, work program, horticulture, yoga, Alcoholic Anonymous, life skills training, vocational programming and other re-entry services.

## TOTAL BOOKINGS BY GENDER





# JUSTICE CENTER

480.362.6315 | 10,040 E. Osborn Road

## DIVISIONS OF THE COURT

CRIMINAL

CIVIL

JUVENILE

APPEALS

**5,095** civil traffic tickets issued for 2023

**\$581,055** Total in civil traffic fines issued

**\$466,747** Total in civil traffic fines collected

**80%** Percentage of civil traffic fines collected

**8.5** Average number of adults on electronic monitoring

**5.75** Average number of participants in Drug Court

**5,386** Number of civil cases filed, including civil traffic

**803** Number of criminal cases filed

**188** Number of juvenile cases filed

## OFFICE OF THE PROSECUTOR

480.362.5400 | 10040 E. Osborn Road

The Office of the Community Prosecutor represents the Executive in extradition cases; represents the Community and Social Services in child dependency cases; represents the Community and the Education Department in truancy cases; and represents the Community in all adult criminal cases, juvenile delinquency cases, and emergency mental health cases. We engage with our partner departments in multidisciplinary discussion to ensure Community safety and to promote child safety and reunification of families. Additionally, the office communicates with victims and helps to direct them to service providers, and we work closely with individuals on diversion and deferred prosecution to support their success. Finally, four appointed Special Assistant United States Attorneys work closely with the local United States Attorney's Office to prosecute applicable offenses occurring in Indian Country.

## COMMON CHARGES: NUMBER OF CASES FILED IN 2023

**93**

DOMESTIC VIOLENCE

**54**

DRUG POSSESSION

**70**

DUI

**44**

CHILD ABUSE  
(PHYSICAL+SEXUAL)

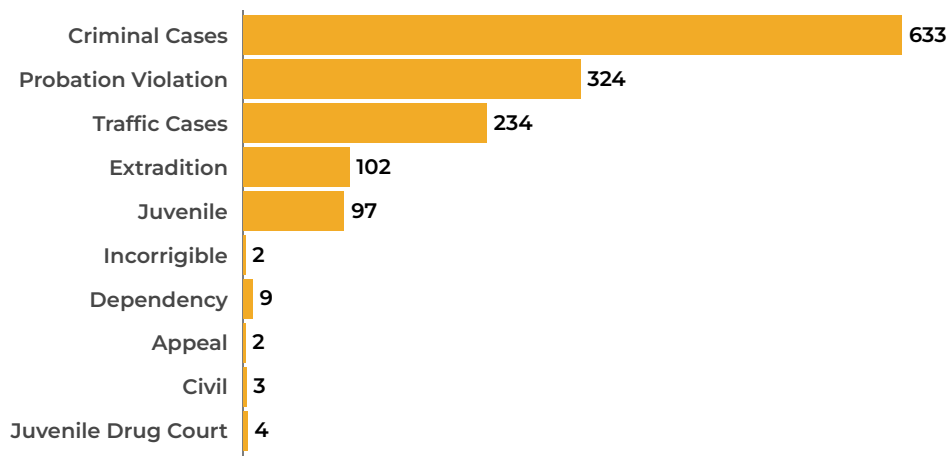
## DEFENSE ADVOCATES OFFICE

480.362.5660 | 10040 E. Osborn Road

Provides efficient, competent, quality representation in criminal defense, juvenile delinquency and for parents in child dependency cases within the SRPMIC Court.



### Defense Advocates Office Cases Represented in 2023



## LEGAL SERVICES OFFICE

480.362.5670 | 10040 E. Osborn Road

The Legal Services Office (LSO) provides assistance in family law, consumer protection, housing, personal injury, public benefits, estate planning, traffic and other civil areas.

- **FAMILY LAW:** Divorce, child support (including modification, enforcement and overpayment of child support), paternity, visitations, custody, guardianship, temporary care and controls, orders of protection.
- **CONSUMER PROTECTION:** Breach of contract cases, lemon law, fraud, identity theft, garnishment actions and negotiations with creditors, unethical schemes, illegal loans, excessive interest charges and fraudulent schemes.
- **HOUSING:** Landlord/tenant cases, including evictions and lease issues.
- **PERSONAL INJURY:** Automobile accidents, slip-and-fall accidents and other tortious acts.
- **PUBLIC BENEFITS:** Healthcare, social security, disability, long-term care and other benefits.
- **ESTATE PLANNING:** Wills, durable power of attorney, living wills, breach of fiduciary duties, contested OHA proceedings, tribal probate actions.
- **OTHER AREAS:** Restoration of rights, vehicle repossessions, setting aside civil warrants.
- **TRAFFIC:** If the client's issue is NOT in Community court, LSO may assist.

**EARNED  
\$142K**  
IN SETTLEMENT  
AWARDS FOR  
COMMUNITY  
MEMBER CLIENTS

SUCCESSFULLY  
EXECUTED  
**35 WILLS**

ASSISTED WITH  
CLOSING OUT  
DEPENDENCY CASES  
AND ACHIEVED  
PERMANENCY FOR  
**16 CHILDREN**

## SRPMIC SEX OFFENDER REGISTRY

The Salt River Pima-Maricopa Indian Community enacted key provisions of the Sex Offender Registration and Notification Act (SORNA). As part of SORNA, all qualifying sex offenders who work, go to school, or reside within the SRPMIC boundaries are required to register with the Salt River Police Department. In addition, the SORNA compliance process establishes the SRPMIC Sex Offender Registry website as a publicly accessible registry. The Sex Offender Registry is maintained by the SRPMIC and the Salt River Police Department – Special Investigations.

## SRPMIC EXCLUSION LIST

Per Article 7, § 1(g) of the SRPMIC Constitution and Section 7-75 of the SRPMIC Code of Ordinances, these individuals are non-members whose presence in the SRPMIC has been determined to be detrimental to the peace, health and morals of the SRPMIC.

These individuals are not allowed to be within the territorial boundaries of the Community, and therefore they are not allowed to drive through, visit others, reside or come within the Community boundaries at any time for any reason.

If you should see any of these individuals within the boundaries of the Community, please immediately notify the Salt River Police Department at (480.850.9230. Be prepared to provide the SRPD with specific information.

The following is a list of individuals who have been excluded from the boundaries of the Salt River Pima-Maricopa Indian Community from 1980 to the present.

MORE INFORMATION  
**SCAN  
HERE**

Or visit our website

<https://www.srpmic.nsopw.gov/>



MORE INFORMATION  
**SCAN  
HERE**

Or visit our website

<https://www.srpmic-nsn.gov/government/exclusion/>





## **EXCLUDED PERSONS**

**Abraham M. Arellano-Valadez**

**Antonio Ramirez**

**Brandon Skouson**

**Brian Vincent Landfear**

**Damian Perez**

**Daniel Klauck**

**David Madril aka David Madrid**

**David Martinez**

**Erik Thomas Sanchez**

**Fernando Jesus Muniz**

**Francisco Luna Mendoza**

**Gervase Francisco Soto**

**Guillermo Morales-Figueroa**

**Herbert Wong, Jr.**

**Jeffrey Scott King**

**Jesus Manuel Flores**

**John Galindo**

**Jorge Sandoval Molina**

**Jose Antonio Lopez**

**Kameron Crawford**

**Lawson Arthur Watson**

**Lydia Letsos**

**Mark Anthony Venegas**

**Martin John Wehausen, Jr.**

**Max Eselgroth**

**Michael Galindo**

**Miguel Toriz Becerra**

**Morgan Christopher Dewey**

**Nevan Roland Maust, Jr.**

**Perry A. Phillips**

**Phillip Robert Morales**

**Preston Charles Rayhorns**

**Ray Anthony Lynch**

**Reynaldo Galindo**

**Robert Manuel Martinez**

**Robert Venegas**

**Rocky Davis Herder**

**Steve Allen Hodgson**

**Steven Aaron Venegas**

**Takishia Kayray Wright**


**Theresa M. Sterns**

**Todd Skippergosh**

**Tracy Scott Turpen**

**Vincent Edward Rodriguez**

**William Johnathan Peck**





# HEALTH & HUMAN SERVICES

- River People Health Center
- Average Age of Mortality
- Most Common Diseases
- Journey to Recovery
- Central Intake







# RIVER PEOPLE HEALTH CENTER

480.278.RPHC(7742) | 10901 E. McDowell

The River People Health Center provides a circle of support around its patients to enhance their physical, mental, spiritual, and emotional wellbeing. River People Health Center is an outpatient ambulatory clinic and not an urgent care or emergency room. In case of an emergency, please call 911 or go to the nearest emergency room.

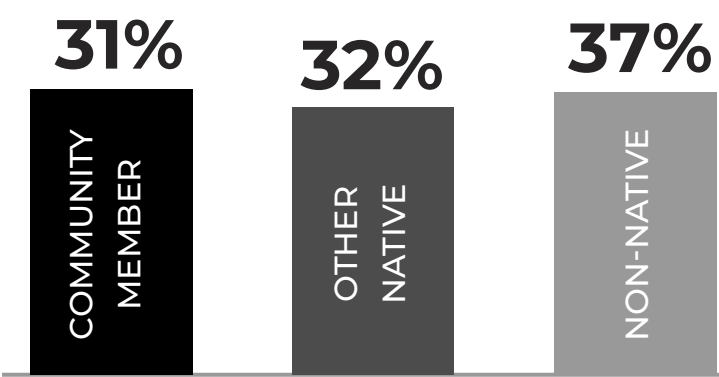
## Available Services

- Behavioral Health
- Community Health Nursing
- Dental Care
- Eye Care
- Health Transportation
- Laboratory
- Medical Imaging
- Pediatrics
- Pharmacy
- Physical Therapy
- Podiatry
- Primary Care
- Public Health
- Registered Dietician Services
- Walk-in Clinic
- Women's Health & Prenatal Care
- Women, Infants & Children (WIC)



**459**  
**TOTAL**  
**STAFF**

## EMPLOYEE TRIBAL AFFILIATION



## ANNUAL VISITS AS OF 2023

**60,125**

## PATIENT TRIBAL AFFILIATION



**6,027** COMMUNITY MEMBER  
**4,125** OTHER NATIVE



River People Health Center

## SRPMIC AVERAGE AGE OF MORTALITY

AS OF 2023



**48** YEARS OLD



**55** YEARS OLD



**52** YEARS OLD

## MOST COMMON DIAGNOSES AT RPHC

**1**

OBESITY

**2**

DIABETES

**3**

CANCER

**4**

HEART DISEASE

**5**

DIALYSIS



# JOURNEY TO RECOVERY

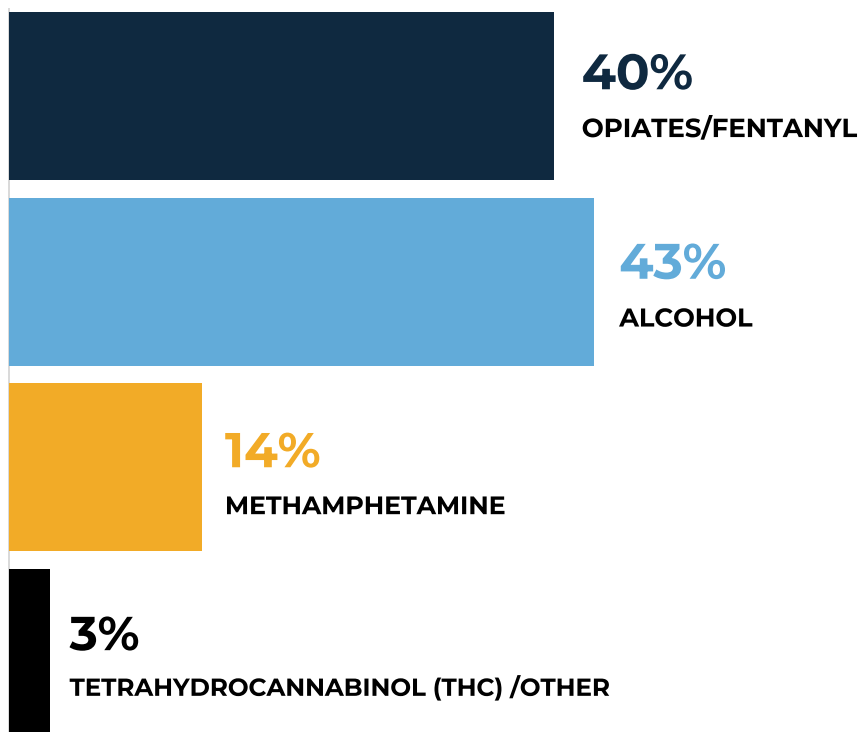
Residential Substance Abuse Services: 480.362.5640

Crisis: 480.850.9230

Location is unlisted; must call for address.

Journey to Recovery provides substance abuse withdrawal management, residential treatment, a partial hospitalization program, sober living and peer support for Community Members.

## SUBSTANCE INDICATED AT ADMISSIONS



**239** TOTAL CLIENTS SERVED



**132 MALE**



**107 FEMALE**



**26-40 YEARS OLD**

Most common age range seeking treatment.



**22%** INVOLVED IN JUSTICE SYSTEM



**47** REPEAT ADMISSIONS



**140** OUT OF 239 (60%) TRANSFER FROM DETOX TO THE 90-DAY TREATMENT PROGRAM



## Partial Hospitalization Program (PHP)

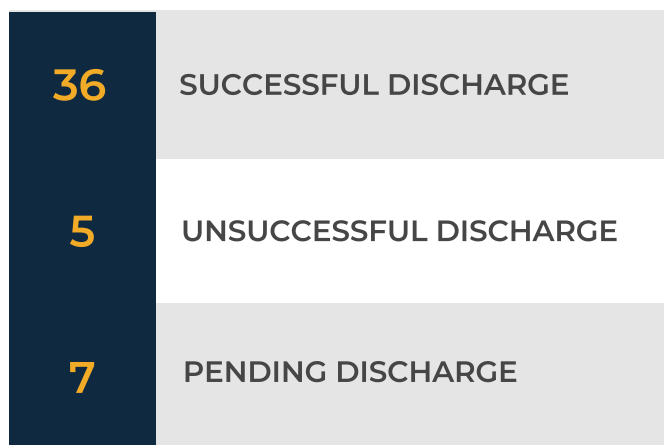
The Partial Hospitalization Program is intensive substance abuse treatment where the client can return home at night and receive treatment during the day, Monday through Friday.



27 MALE



21 FEMALE

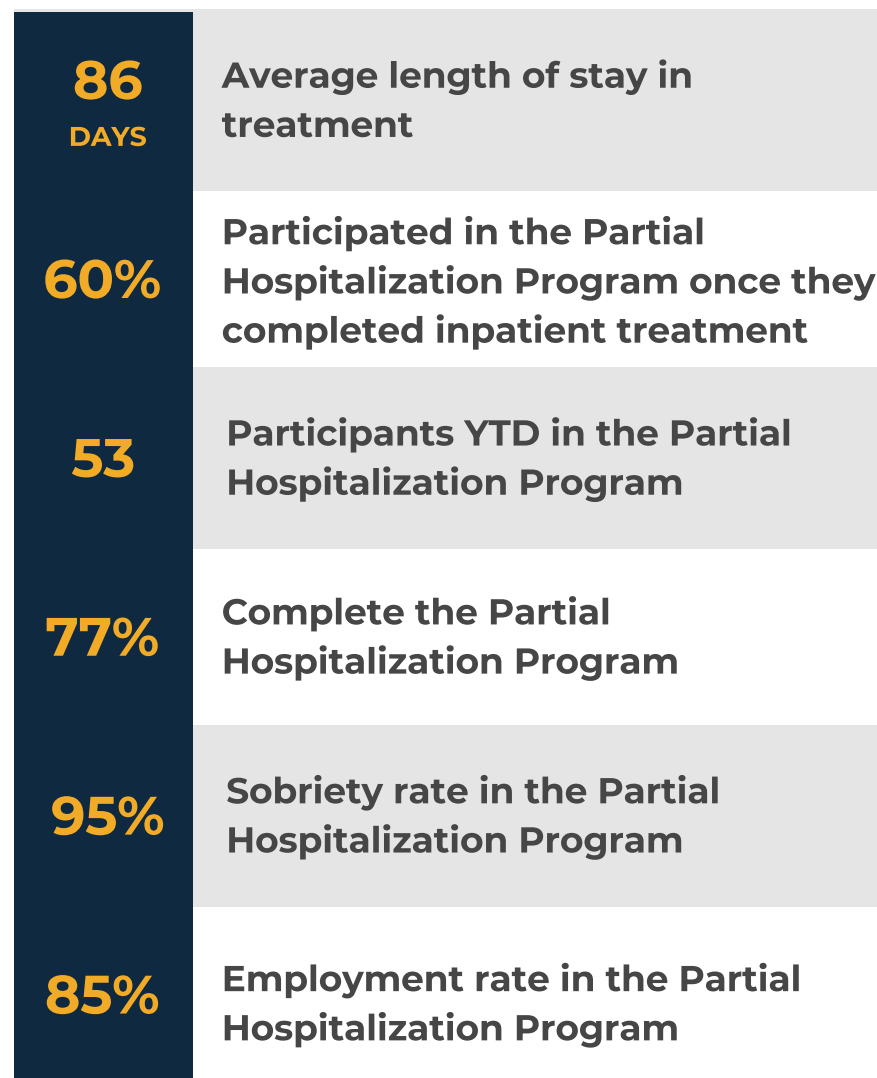


## SOBER LIVING

- 18 TOTAL BEDS IN SRPMIC
- 29 SERVED YTD
- 95% SOBRIETY RATE IN SOBER LIVING

## PEER SUPPORT ACADEMY

- 36 TOTAL GRADUATES
- 30 TOTAL COMMUNITY MEMBERS
- 13 EMPLOYED AT SRPMIC JTR
- 6 EMPLOYED AT OTHER TREATMENT CENTERS

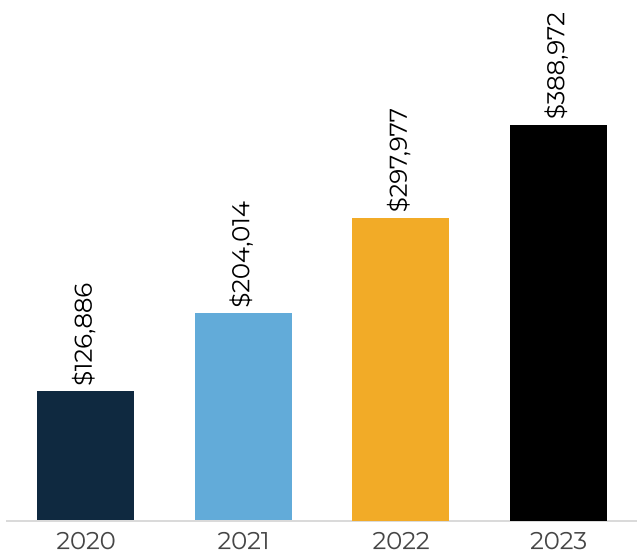


# HEALTH & HUMAN SERVICES CENTRAL INTAKE

Central Intake Center, 480.362.7350 | 10623 E. Osborn Road

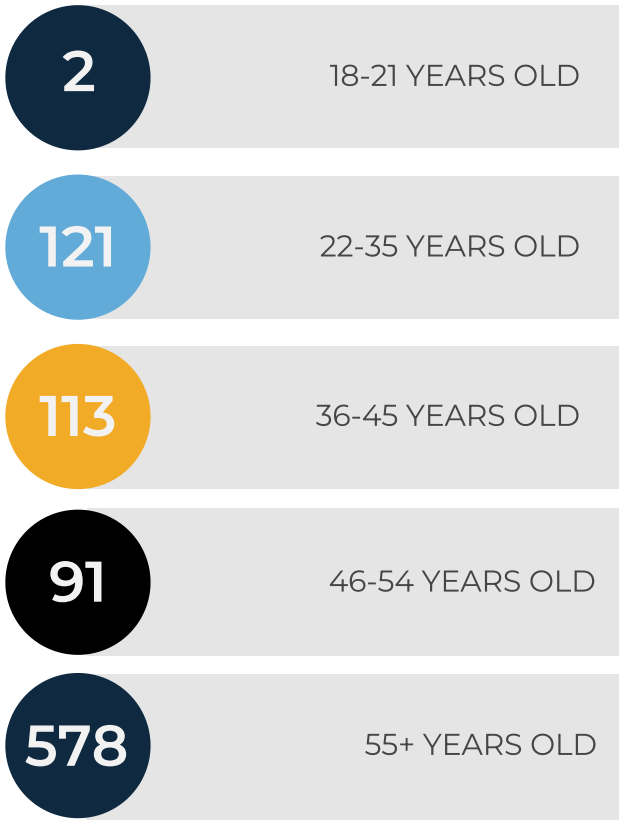
Financial assistance is available for enrolled SRPMIC Community Members or non-enrolled individuals married to an enrolled Community Member. The various programs include the telephone assistance program, general assistance, burial assistance and financial assistance. Applicants must have exhausted all other resources from tribal, federal and state programs. All applicants must meet income requirements, with an annual income falling at or below 125% of the federal poverty guideline. Financial assistance is provided for the following: rent, utilities, food, clothing and pest control services.

MOST REQUESTED FINANCIAL ASSISTANCE CONTINUES TO BE FOR RENT & LODGING COSTS.



4,482  
CENTRAL INTAKE  
REFERRALS AS OF 2023

AGE OF PARTICIPANTS WHO ARE REQUESTING FINANCIAL ASSISTANCE FOR FY23









# HUMAN RESOURCES & COMMUNITY EMPLOYMENT

- Employee Demographics
- Other Human Resources
  - Day Labor
  - Workforce Innovation & Opportunity Act
  - Vocational Rehabilitation
  - Apprenticeship Training Program

# HUMAN RESOURCES & COMMUNITY EMPLOYMENT

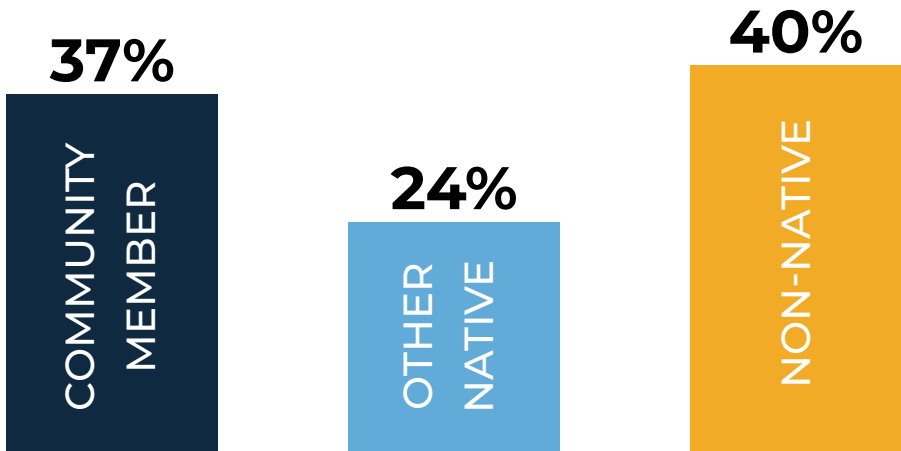
480.362.7935 | 10079 E. Osborn Road, Two Waters building B  
SRPMIC Human Resources proactively addresses and supports the employment needs of the Community and advocates for fair and equitable treatment for all Community employees, past, present and future.



2,719  
FULL-TIME  
GOVERNMENT POSITIONS  
AS OF 2024

Enterprise	Community-Member Employees	Total Employees	% Community Members
Gaming	439	2648	17%
SR Materials Group	36	424	8%
SR Landfill	22	31	71%
Talking Stick Golf Club	4	84	5%
Salt River Fields	9	65	14%
SR Devco (includes hotels)	14	100	14%
Saddleback Communications	8	66	12%
Beeline Highway Pit Stop	7	21	33%
StayBridge Suites	10	25	40%
	549	3464	16%

## EMPLOYEE DEMOGRAPHICS



LOOKING FOR A JOB?  
**SCAN  
HERE**



Or visit our website

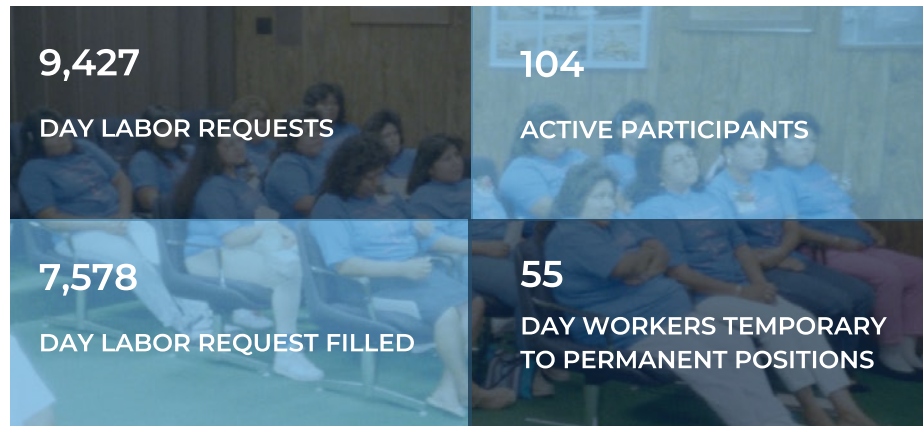
<https://www.srpmic-nsn.gov/jobs/>

## DAY LABOR

480.362.7907 | 10079 E. Osborn Road, Two Waters Building B

Provides short-term daily work assignments for various tasks within the Community boundaries. Participants receive payment for their time worked at the end of the shift.

AS OF 2023



## WORKFORCE INNOVATION & OPPORTUNITY ACT (WIOA)

480.362.7950 | 10079 E. Osborn Road, Two Waters Building B

WIOA assists individuals with becoming self-sufficient by providing education and training services that will lead to gainful employment. The scope of services includes academic and career assessments, work readiness and life skills training, a youth work experience program and support services.

## SALT RIVER VOCATIONAL REHABILITATION (SRVR) **95 INDIVIDUALS SERVED IN 2023**

480.362.2650 | 10079 E. Osborn Road, Two Waters Building B

Salt River Vocational Rehabilitation is a program that works with people who have physical or mental disabilities to help them prepare for, gain or retain employment. SRVR is committed to helping people with disabilities find meaningful careers.

## APPRENTICESHIP TRAINING PROGRAM

480.362.7950 | 10079 E. Osborn Road, Two Waters Building B

The SRPMIC Apprenticeship Training Program offers apprenticeships in the fields of carpentry, heavy equipment, information technology and hotel/hospitality.





# COMMUNITY RENTAL FACILITIES

## COMMUNITY RECREATIONAL RENTALS

**Ball fields for sports events and gathering spaces for outdoor events:**

- Way of Life Facility
- SR-CRS Football Field (Pop Warner),
- SR Ball Field
- SR Little League Field
- Pop Warner at Community Building, Von Hayes LL

To reserve a field, call Community Recreational Services Guest Services at 480.362.6800. For school and Community rentals, call 480.362.2500.

## COMMUNITY HOUSING CLUBHOUSES/PARKS

**Parks and gathering spaces located within Tribal Subdivisions**

- Red Mountain - Dobson Heights
- Evergreen - Canalside
- Friendship Park
- Lehi Gathering Grounds
- VA I /II Parks
- Two Waters Courtyard

Call Public Works Customer Service at 480.362.5600 or email [PWCustomerService@srpmic-nsn.gov](mailto:PWCustomerService@srpmic-nsn.gov).

## COMMUNITY BUILDING (Lehi & Salt River)

Call Public Works Customer Service at 480.362.5600 or email [PWCustomerService@srpmic-nsn.gov](mailto:PWCustomerService@srpmic-nsn.gov). For the gym, call Community Recreational Services Guest Services at 480.362.6800.



# ENTERPRISES

- Beeline Highway Pit Stop
- Casino Arizona
- Courtyard by Marriott – Salt River
- Reinvent Telecom
- Residence Inn by Marriott – Salt River
- Saddleback Communications
- Salt River Devco
- Salt River Fields at Talking Stick
- Salt River Financial Services Institution
- Salt River Commercial Landfill
- Salt River Materials Group
- Scottsdale Auto Show at Salt River
- StayBridge Suites – Talking Stick
- Talking Stick Golf Club
- Talking Stick Resort
- Salt River Business Development



MORE INFORMATION  
**SCAN  
HERE**





# COMMUNITY MEMBER DISCOUNTS



**CHAPMAN**  
DODGE CHRYSLER JEEP RAM

Get \$500 off the lowest advertised price.

CHAPMAN DODGE AT THE SCOTTSDALE AUTOSHOW IS OFFERING  
**EXCLUSIVE COMMUNITY PRICING  
-ON ALL VEHICLES & SERVICES-**  
FOR THE SALT RIVER PIMA-MARICOPA INDIAN COMMUNITY

NO HASSLE, PRE-NEGOTIATED PRICING EXCLUSIVELY FOR SALT RIVER PIMA-MARICOPA INDIAN COMMUNITY MEMBERS AND EMPLOYEES (GOVERNMENT AND ENTERPRISES)

**CONTACT RENATE STEINBACH**  
YOUR EXCLUSIVE COMMERCIAL ACCOUNT MANAGER  
**480-424-3559**  
RenateSteinbach@chapmanchoice.com

FOR A SERVICE/PARTS APPOINTMENT OR QUESTIONS  
**CALL 888-243-7211**

\*Must show your SRP-MIC Tribal ID, employee ID or business card to receive the SRP-MIC preferred pricing.

**SCOTTSDALE AUTOSHOW**  
AT SALT RIVER

**Salt River Pima-Maricopa Indian Community  
Preferred Pricing Program - Volvo**  
Eligible for all SRP-MIC Members, Government and Enterprise employees

**3 Steps to Savings!**

New Volvo vehicles:

1. Register for the program at [www.aplanbyvolvo.com](http://www.aplanbyvolvo.com) by creating a USER ID and password and entering the SRP-MIC Partner Code AP022.
2. Once registered, you will receive a PIN Number on the website as well as a PIN Certificate will be emailed to you.
3. After receiving the PIN Certificate, visit the Scottsdale Autoshow Courtesy Volvo Dealership and provide the PIN Certificate.

Used vehicles:  
Receive an additional \$500 discount on preferred pricing.

For all Courtesy Volvo discounts please show your SRP-MIC Tribal ID, employee ID or business card to receive the SRP-MIC preferred pricing.

**Service Savings**  
Present your Tribal ID, employee ID or business card to receive  
**15% off  
all service bills\***

\*Courtesy services only. All vehicle makes and models.

**Courtesy Volvo**  
4001 N. 89th St.  
Scottsdale, AZ 85251  
(480) 291-5100

**www.courtesyvolvocarsofscottsdale.com/**

**SCOTTSDALE AUTOSHOW**  
AT SALT RIVER

Mark Mazda and Mark KIA are offering  
**EXCLUSIVE COMMUNITY PRICING  
ON ALL VEHICLES AND SERVICES**  
for the Salt River Pima-Maricopa Indian Community

**Mark Mazda**  
3875 N. 89th St.  
Scottsdale, AZ 85251  
480-748-4400  
Markmzadascottsdale.com

**Mark KIA**  
3333 N. 89th St.  
Scottsdale, AZ 85251  
480-425-5300  
Markkia.com

**\$500 OFF**  
all new vehicles

**\$250 OFF**  
all used vehicles

**20% OFF**  
all finance & warranty products

**10% OFF**  
any services & parts

**\$19.95**  
oil changes  
\$49.99 for Full Synthetic

**CHAPMAN FORD**

Get \$500 off the lowest advertised price.

CHAPMAN FORD AT THE SCOTTSDALE AUTOSHOW IS OFFERING  
**EXCLUSIVE COMMUNITY PRICING  
-ON ALL VEHICLES & SERVICES-**  
FOR THE SALT RIVER PIMA-MARICOPA INDIAN COMMUNITY

NO HASSLE, PRE-NEGOTIATED PRICING EXCLUSIVELY FOR SALT RIVER PIMA-MARICOPA INDIAN COMMUNITY MEMBERS AND EMPLOYEES (GOVERNMENT AND ENTERPRISES)

**CONTACT DAVID KOHLER**  
YOUR EXCLUSIVE COMMERCIAL ACCOUNT MANAGER  
**602-295-2089**  
Davidkohler@chapmanchoice.com

FOR A SERVICE/PARTS APPOINTMENT OR QUESTIONS  
**CALL 480-291-5500**

\*Must show your SRP-MIC Tribal ID, employee ID or business card to receive the SRP-MIC preferred pricing.

**SRPMIC Enrolled Member Discounts**

**SRPMIC ID Required at check-in**

**iFly Indoor Skydiving**

- 10% off your first flight
- Must be booked over the phone or in person

**Talking Stick Resort**

- SRPMIC member special rates starting at \$139
- Call 866-877-9897 to book
- Room Prices Based on availability, blackout dates apply

**KTR at The Pavilions at Talking Stick**

- Buy one get one free, 4 hour pass
- Must purchase in store and be used the same day

**Courtyard Scottsdale Salt River**

- 20% off room rates, based on availability
- Book online: [www.courtyardsaltriver.com](http://www.courtyardsaltriver.com) using promo code 5IL

**Residence Inn Scottsdale Salt River**

- 20% off room rates, based on availability
- Book online: [www.residenceinnsaltriver.com](http://www.residenceinnsaltriver.com) using promo code 5IL

**Medieval Times**

- SRPMIC member ticket price for all ages is \$40.95, + tax
- Must call 888-WE-JOUST to book

**Arizona Boardwalk: OdySea Aquarium & Butterfly Wonderland**

- SRPMIC members receive 20% off admission
- Group name: Discover Salt River, Company Code: DSR2023

**Great Wolf Lodge Arizona**

- Up to 30% off room rates, based on availability & Book online using offer code SRPM852A

**Staybridge Suites Scottsdale - Talking Stick**

- 20% off room rates, based on availability
- Book online using corporate ID #100216752

**Comfort Suites Scottsdale Talking Stick Entertainment District**

- Book online at [uqr.to/ComfortSuitesTSED](http://uqr.to/ComfortSuitesTSED)

**Talking Stick Golf Club**

- SRPMIC members and enrolled members of all other federally recognized tribes, please call for rates

**CHAPMAN HYUNDAI**  
HYUNDAI SCOTTSDALE

Get \$500 off the lowest advertised price.

CHAPMAN HYUNDAI AT THE SCOTTSDALE AUTOSHOW IS OFFERING  
**EXCLUSIVE COMMUNITY PRICING  
-ON ALL VEHICLES & SERVICES-**  
FOR THE SALT RIVER PIMA-MARICOPA INDIAN COMMUNITY

NO HASSLE, PRE-NEGOTIATED PRICING EXCLUSIVELY FOR SALT RIVER PIMA-MARICOPA INDIAN COMMUNITY MEMBERS AND EMPLOYEES (GOVERNMENT AND ENTERPRISES)

**CONTACT JIM DESCHNER**  
YOUR EXCLUSIVE COMMERCIAL ACCOUNT MANAGER  
**480-424-3558**  
Jamesdeschner@chapmanchoice.com

FOR A SERVICE/PARTS APPOINTMENT OR QUESTIONS  
**CALL 888-374-7365**

\*Must show your SRP-MIC Tribal ID, employee ID or business card to receive the SRP-MIC preferred pricing.



# CHURCHES

## **LEHI CHURCH OF THE NAZARENE**

1452 E. Oak St., Mesa, AZ 85203 | 480.362.6091  
Visit us on Facebook Live and in person.  
Search for Lehi Church of the Nazarene.  
Pastor: Merrill Jones

## **FERGUSON MEMORIAL BAPTIST CHURCH**

1512 E. McDowell Road, (Lehi), Mesa, AZ 85203  
480.278.0750  
Pastor: Neil Price

## **CHURCH OF JESUS CHRIST OF LATTER-DAY SAINTS, PAPAGO WARD**

2056 N. Extension Road, Scottsdale, AZ, 85256  
480.947.1084

## **LEHI PRESBYTERIAN CHURCH**

1342 E. Oak, Mesa, AZ 85203 | 480.404.3284  
Pastor: Annette Lewis  
Email: annette.f.lewis@gmail.com

## **PIMA CHRISTIAN FELLOWSHIP**

12207 E. Indian School Road, Scottsdale, AZ  
85256 | 480.874.3016  
Pastor: Marty Thomas

## **SALT RIVER ASSEMBLY OF GOD**

10657 E. Virginia Ave., Scottsdale, AZ 85256 |  
480.947.5278  
saltriveragchurch.com  
Reverend: WinterElk Valencia

## **SALT RIVER CHURCH OF CHRIST**

430 N. Dobson Road, Suite 105, Mesa, AZ 85201 |  
720.626.2171  
SaltRiverChurchofChrist.com  
Pastor: Josh Austin

## **SALT RIVER PRESBYTERIAN CHURCH**

P.O. Box 10125, Scottsdale, AZ 85271  
Email: SaltRiverPresbyterian@gmail.com  
Visit us on Facebook  
Pastor: Charlotte Fafard

## **ST. FRANCIS CATHOLIC MISSION**

3090 N. Longmore, Scottsdale, AZ 85256  
602.292.4466  
Administrator: Deacon Jim Trant  
Parish President: Cindy Thomas  
Father Peter McConnell and  
Father Antony Tinker

## **SOARING EAGLE MINISTRIES INTERNATIONAL (SEMI)**

Courtyard by Marriott Scottsdale Salt River  
5201 N. Pima Road, Scottsdale, AZ 85250  
480.516.6509  
Apostle Edward Chance  
Email: apostleeac@gmail.com

## **VICTORY OUTREACH CHURCH MESA**

5610 E. Main St., Mesa, AZ 85205  
Senior Pastor: Danny Cruz

\* INFORMATION WAS ACCURATE  
AT PRESS TIME BUT IS SUBJECT TO  
CHANGE. PLEASE CALL AHEAD OR  
VISIT THE CHURCH'S WEBSITE TO CON-  
FIRM.

# TRIBAL DIRECTORY

**TRIBAL COUNCIL**.....362-7466/7469

## **ADMINISTRATION**

SRPMIC Main Number.....362-7400

## **CDD-COMMUNITY DEVELOPMENT DEPT.**

.....362-7600

Membership Services, Economic Development, Lease Information, Business Licenses, Planning Services, Special Use Permits, Realty Services, Probates, Environmental Protection and Natural Resources, Residential Resources, Salt River Financial Services

## **COMMUNITY REGULATORY AGENCY**

.....362-5450

Administration.....362-5450

## **COMMUNITY RELATIONS**.....362-7740

Announcements, Social Media, Public Relations, Events, Multimedia, O'odham Action News

## **CULTURAL RESOURCES DEPARTMENT**

Administration.....362-6325

## **COMMUNITY RECREATIONAL SERVICES-SOCIAL DIVISION**

Main.....362-6360

## **DEPARTMENT OF CORRECTIONS**.....362-7200

## **DEPARTMENT OF TRANSPORTATION/FLEET**

**MANAGEMENT**.....362-7315

## **DIALYSIS CENTER**.....362-1044

## **EDUCATION DEPARTMENT**.....362-2500

## **EARLY CHILDHOOD EDUCATION CENTER**

.....362-2200

## **SALT RIVER ELEMENTARY SCHOOL**

.....362-2400

## **ACCELERATED LEARNING ACADEMY (ALA)**

.....362-2130

## **ENGINEERING & CONSTRUCTION SERVICES (ECS)**

.....362-7900

## **SHRRP PROGRAM HOTLINE**

.....362-7800

## **FAMILY ADVOCACY CENTER**

.....362-5425

## **FINANCE**.....362-7700

## **FIRE DEPARTMENT**.....Emergency 9-1-1

Administration.....362-7290

## **HEALTH & HUMAN SERVICES**

HHS Administration.....362-5500

## **HUMAN RESOURCES**.....362-7935

**I.T SERVICE DESK**.....362-7555

**JOB HOTLINE**.....362-7940

## **JOURNEY TO RECOVERY**.....362-5640

Withdraw Management/JTR Admissions

## **JUDICIAL CENTER**

Community Court.....362-6315

Jury Line.....362-6345

Defense Advocate Office.....362-5660

Office of the Prosecutor.....362-5400

Salt River Legal Services.....362-5670

## **OFFICE OF CONGRESSIONAL AND LEGISLATIVE AFFAIRS**

.....362-7450

**OFFICE OF GENERAL COUNSEL**.....362-7450

**OFFICE OF THE TREASURER**.....362-7402

**OFFICE OF SELF GOVERNANCE**.....362-7479

## **POLICE DEPARTMENT**.....Emergency 9-1-1

Non-Emergency Dispatch & Crisis Intervention

.....850-9230

Administration & Field Operations.....850-8200

## **PUBLIC WORKS**.....362-5600

## **RIVER PEOPLE HEALTH CENTER**.....278-7742

**SENIOR SERVICES**.....362-6350

**SOCIAL SERVICES**.....362-5645

**WAY OF LIFE FACILITY(WOLF)**.....362-6800

## **ADDITIONAL NUMBERS**

Phoenix Indian Medical Center.....602-263-1200

Rez Hawk Towing.....735-9730

Saddleback Communications.....362-7150

Salt River Devco.....850-5700

Salt River Landfill.....941-3427

Scottsdale Community College.....423-6000



THE STATE OF THE COMMUNITY REPORT IS A COUNCIL INITIATIVE THAT AIMS TO INFORM THE COMMUNITY MEMBERS REGARDING VARIOUS DATA AND STATISTICS ABOUT PROGRAMS AND THE UTILIZATION OF SERVICES. IT IS INTENDED TO CREATE A SNAPSHOT IN TIME AND WILL EXPAND AS FUTURE REPORTS ARE CREATED. THIS REPORT WAS CREATED IN COLLABORATION WITH EXECUTIVE ADMINISTRATION, GOVERNMENT DIRECTORS AND OTHER STAKEHOLDERS.

*ALL PHOTOS WERE PROVIDED BY THE COMMUNITY RELATIONS OFFICE, TAKEN BY CRO STAFF. SOME IMAGES ARE LICENSED STOCK GRAPHICS.*

COMMENTS/SUGGESTIONS  
FOR FUTURE REPORT

**SCAN  
HERE**

OR VISIT THE LINK



<https://tinyurl.com/feedbackSOC24>



PRSRT STD  
U.S. POSTAGE PAID  
PHOENIX, AZ  
PERMIT NO. 319



2022-2024  
**SRPMIC  
COUNCIL**

LEFT TO RIGHT: JACOB BUTLER, MIKAH CARLOS, WI-BWA  
GREY, DAVID ANTONE, RICARDO LEONARD, DEANNA SCABBY,  
MARTIN HARVIER, MICHAEL DALLAS SR. AND CHERYL DOKA