



Scheduling a KYN Screening at the Worksite

➤ Step-by-Step instructions on how to schedule your KYN screening appointment at one of the many worksite screening events.

- 1 Log into My Pathway to Health via website or app:
<https://www.mypathwaytohealth.com/>
- 2 Once logged in, your SRPMIC Action List should appear.
If you have not read and e-signed the Attestation, this would be a great time to do so. The Attestation is one of the requirements to complete the KYN process for 100 WellPath points.
- 3 The second item in your Action List is, **Complete the Know Your Numbers Biometric Screening**. Select **Schedule Now** and the KYN screening options will appear.



SRPMIC Action List

Take Action

Status

Attest to Completing the WellPath Orientation by 07/31/24

Complete OVF

Complete the Know Your Number Biometric Screening by 07/31/24

Schedule Now


See more...

Complete the Know Your Number (KYN) Health Risk Assessment by 07/31/24


Complete Now

See more...

- 4 There are 3 screening options available to employees; onsite (worksite) screening, physician screening, and through an offsite lab screening, LabCorp. You can proceed to schedule your worksite screening by selecting **Step 1: Schedule a Screening**.



SELECT AN OPTION




Step 1

675468

Schedule a screening

Request physician screening form

CLICK TO SELECT




Step 2

Manage appointments

Access forms

Upload physician screening form

CLICK TO SELECT




Step 3

View current results


View historical results

Send to Doc

CLICK TO SELECT



Schedule an appointment at your workplace with a technician who will collect your health data and assist with the process.



ONSITE SCREENING

click below to schedule appointment

CLICK TO SELECT

Next, select **Onsite Screening** to schedule your biometric screening at one of the WellPath offered locations. [A **Text Message Opt In** screen will appear. This option is not required, however you do have to answer **Yes** or **No** to proceed.]

A list of screening dates, times and onsite locations will appear.



Scheduling a KYN Screening at the Worksite

- 5 Scroll through the list of screening options and select a date and time that works best for you, at the appropriate location.

**** Note: SR Landfill and SR Elementary School screening locations are only available to those employed at that specific location.**

Appointment Date	Screening	Availability	Time	Confirm Appointment
August 29, 2023 7:00 AM to 1:00 PM	SRPMIC - Building 27 - Public Health Injury Prevention 10237 E OSBORN RD Scottsdale,AZ 85256	81 Filled slots / 90 Total slots	Please make a selection ▼	Register
August 30, 2023 7:00 AM to 1:00 PM	SRPMIC - Two Waters A201 (Bear) 10061 E. Osborn Rd Scottsdale,AZ 85256	Appointments Full	No Availability ▼	Register
August 31, 2023 7:00 AM to 1:00 PM	SRPMIC - Building 27 - Public Health Injury Prevention 10237 E OSBORN RD Scottsdale,AZ 85256	35 Filled slots / 90 Total slots	Please make a selection ▼	Register
September 05, 2023 7:00 AM to 1:00 PM	SRPMIC - Building 27 - Public Health Injury Prevention 10237 E OSBORN RD Scottsdale,AZ 85256	11 Filled slots / 60 Total slots	Please make a selection ▼ 07:36 AM - 1 Slot Available 07:48 AM - 2 Slots Available 08:12 AM - 1 Slot Available 08:24 AM - 2 Slots Available	Register
September 06, 2023 7:00 AM to 1:00 PM	SRPMIC - SR Ed Admin Board Room 4836 N Center St Scottsdale,AZ 85256	22 Filled slots / 60 Total slots		Register
September 07, 2023 7:00 AM to 1:00 PM	SRPMIC - Building 27 - Public Health Injury Prevention 10237 E OSBORN RD Scottsdale,AZ 85256	13 Filled slots / 60 Total slots		Register
September 12, 2023 7:00 AM to 1:00 PM	SRPMIC - Building 27 - Public Health Injury Prevention 10237 E OSBORN RD Scottsdale,AZ 85256	8 Filled slots / 90 Total slots	Please make a selection ▼	Register

- 6 When you have selected your screening date, time, and location, you may confirm your appointment by selecting **Register**.

The Health Screening Consent page will appear. In order to proceed, you must select the "I Agree" box after scrolling through the consent. Electronically sign the consent page and select **Continue**.

To cancel or reschedule your appointment, simply sign back into My Pathway to Health to manage your appointment.

Congratulations, you have successfully scheduled your KYN appointment!



Wellness@SRPMIC-nsn.gov



www.srpmic-nsn.gov/wellpath/